

Why is my Chevy Trailblazer steering wheel hard to turn?

The place to start looking for what is making your Chevy Trailblazer's steering wheel hard to turn is the power steering fluid. If enough of it has leaked out, your vehicle will no longer have enough to properly function. This is the most common reason that the power steering stops working.

Why does my Chevy Trailblazer have a power steering rack?

The rack is what takes the pressure from the power steering system and actually applies it to your Chevy Trailblazer's wheels. If it is the rack that is causing the problem, it's typically going to manifest itself more when the vehicle is cold. As it warms up the problem will go away (at first). Eventually, it never goes away.

Bad Fluid

How do I know if my Trailblazer has power steering fluid?

The first thing you should do is check your Trailblazer's power steering fluid level. There'll be a whining noise that changes when you move the steering wheel. There will be a noise similar to low power steering fluid, but the reservoir will be full. There will likely be a squealing or chirping noise unless the belt is missing.

What happens if you bleed a power steering system?

Close the cap to keep fluid from popping out while you bleed the system. Bleeding the power steering lines forces air out of the system. This can cause power steering fluid to spill out of the reservoir as the pressure in the power steering lines increases.

How does a power steering system work on a trailblazer?

Your vehicle's power steering system is responsible for taking energy from the engine, converting it to hydraulic pressure, and using that pressure to decrease the amount of force that you need to apply to the steering wheel. The first thing you should do is check your Trailblazer's power steering fluid level.

Can you drive a trailblazer without power steering?

Since now you only get a few turns of the wheel, it can be almost impossible to drive a modern vehicle without

# 2004 TRAILBLAZER POWER STEERING STILL STIFF AFTER BLEEDING SYSTEM



power steering. The power steering pump itself can go bad. If it is no longer pumping fluid to your Trailblazer's rack, it can't pressurize the power steering lines and there will be no steering assistance. 3. Loose or Bad Serpentine Belt



Important: Do NOT run the engine without the power steering fluid at a minimum system level. 8. Bleed the power steering system. 9. Inspect the power steering fluid for the following indications of contamination: ??? Milky fluid - water ??? Brown fluid - burnt ??? Plastic debris or dirt chunks 10. If the fluid is contaminated, repeat steps 2-9. 11.



Flush and Bleed the P/S system. Replace the P/S fluid with Cold Climate power steering fluid. Follow the service procedure listed below in order to flush and bleed the P/S system. Flushing the Power Steering System 1. Turn off the engine. 2. Open the hood. 3. Install fender covers. 4.

# 2004 TRAILBLAZER POWER STEERING STILL STIFF AFTER BLEEDING SYSTEM



I had the power steering pump, serpentine belt, rack, and pinion inner and outer tie rods changed and I am having issues with my steering. The steering is not as smooth as it once was, and then I get noise when I am turning and I feel something may have gone wrong. I also changed the wheel bearings and cv axels less than 2 years ago. I have included some video ???



proper p/steering bleeding hoses on 2005 trailblazer and water pump and fan clutch and new belt and have been looking at different posts about bleeding p/s system and would like to know the right way to do it. A forum community dedicated to Chevy Trailblazer and GMC Envoy owners and enthusiasts. Come join the discussion about




Bleeding the power steering system. The usual suspect in power steering fluid leaks is the power steering pressure hose. In the process of fixing where the air gets in, it's easy to introduce some more. After replacing a power steering pump or pressure hose, it's always a good plan to flush and bleed the power steering system of air.


# 2004 TRAILBLAZER POWER STEERING STILL STIFF AFTER BLEEDING SYSTEM



Understanding how to bleed power steering is not as difficult as cracking a rock. If you discover air in your car's power steering, simply follow the guidelines in this article to fix the issue. While you turn the steering, the system engages in self-bleeding the steering. The process will not take the whole day. However, the time frame



I had a power steering failure. 08 Enclave, 420K KM. replaced pump, replaced gear, bleed the system, alignment done (1300 CAD) PS just does not feel like working anyways. I get a C0450 at times. i know there is nothing to replace that can arguably be related to PS besides the Electronic brakes control module (EBCM) where that actuator is



I just put on a new AGR power steering pump on my Ranger. I have been trying to bleed the system by going by the specs AGR says. I replaced both the high pressure and low pressure lines and checked all the fittings countless times for leaks and I still get bubbles in the resi when I bleed it.



# 2004 TRAILBLAZER POWER STEERING STILL STIFF AFTER BLEEDING SYSTEM



Q& A: how to FLUSH POWER STEERING FLUID on 2004 TRAILBLAZER? Do I need to get a steering bleeder system and bleed the air out through the power steering pump? I cannot do it obviously by the method of turning the wheels lock to lock. New power steering pump but its still hard to turn wheel 05 tb ext lt. GM Tech (Cam)



Tacoma TRD I was out snow/mudwheeling the other day. After a particularly aggressive romp of doughnuts, I noticed the steering was very stiff at low RPMs, but still had power steering above 1500~2000. I flushed and circulated the fluid 3 times with a hand pump. Fluid WAS black and disgusting at first.



How To Properly Bleed You New Power Rack & Pinion 1) Fill your power steering reservoir with power steering fluid 2) Jack the front of the car high enough so the tires are off the ground 3) Turn the steering wheel back and forth from Lock to Lock at a slow steady pace about 25-50 times 4) Check fluid level and top off as needed

# 2004 TRAILBLAZER POWER STEERING STILL STIFF AFTER BLEEDING SYSTEM



R.I.P 7/9/04-2/5/10 2004.5 LLY 2500HD EXTCAB  
S/B D/A 4X4 Summit White, 4 inch MBRP cat-back  
exhaust, Autometer sport comp pyro & boost  
gauges, PCV Re-route, Kennedy Airbox Mod, Nasta  
SS Nerf Bars, Firestone Ride Rites Airbags,  
Fingerstick & blocker plate mods, Pedal spring mod,  
and All headlight mod:ro) NEWEST  
ADDITION!..SOLD 2006 ???



Gearbox or power steering pump problem? Can  
easily change both but need to be certain. I think its  
the gear box. 1. Car turns right but hard to turn left  
unless car moves - wheels on ground, noise from  
gear box maybe? 2. Car turns left and right easily -  
???




Tacomias & 96-2002 4Runners; 03+  
4Runner/GX470, & 05+ Tacomas; 2010+ 4Runner;  
Power steering fluid works very hard. The pump is  
running and constantly circulating pressurized fluid  
while you are driving. Bleeding the Power Steering  
System? - YotaTech ; Power Steering Flush -  
yotaTech ; Related Articles. Toyota 4Runner


# 2004 TRAILBLAZER POWER STEERING STILL STIFF AFTER BLEEDING SYSTEM



It is the power steering lines, and the power steering rack and pinion gear that I am concerned about. Also, the system has to be self-bled to work properly. Before anything else, raise the front end and support it with jackstands. The tires should barely be off the ground. Then, turn the steering wheel from lock to lock about 40 times.



Don't be a parts changer, "diagnose" the hydraulic pressure flow route out of the power steering pump. Double check hose routing first. If everything is in correct position, bleed the power steering / hydro boost system manually with the instructions given below procedure.



replaced power steering unit on 2002 trailblazer 4wd, still hard to turn steering wheel while stop and slow speed - Chevrolet 2002 TrailBlazer question

YOU HAVE AIR IN THE POWER STEERING SYSTEM.YOU NEED TO BLEED POWER STEERING PUMP FIRST BEFORE DRIVING VEHICLE ECK POWER STEERING FLUID LEVEL ADD MORE POWER ???

# 2004 TRAILBLAZER POWER STEERING STILL STIFF AFTER BLEEDING SYSTEM



Over time, the power steering pump can wear out due to friction and use. Worn bearings, seals, or valves can create a grinding or squealing noise. A damaged pump may require replacement. 3. Air in the System. Air trapped in the power steering system can cause cavitation, which is the formation of bubbles in the fluid. These bubbles can collapse



-9002PE Power Steering Fluid Pack of 3 Amazon : Honda 08206-9002PE Power Steering Fluid Pack of 3 : Automotive So I wonder where the other o-ring goes. The first video in post #5 above for the first o-ring on the suction side was very helpful, even showing the part number needed, which matches the link provided above too.



Then i let the vehicle sit a few hours and drove a few more miles last night and still no power steering. This morning I drove to work after about 3 miles of the 5 mile commute the power steering began to work normally. well at lunchtime today, i drove about 5 more miles and the power steering seemed to work off and on - very flaky.




# 2004 TRAILBLAZER POWER STEERING STILL STIFF AFTER BLEEDING SYSTEM



i just REPLACED my POWER STEERING PUMP in a 2005 TRAILBLAZER EXTENDED. i BLEED the SYSTEM to get the AIR out of the What causes your power steering rack to leak power steering fluid on a 2004 Chevy Trailblazer? ZZDaryl. 28 year experience, Master Mechanic New power steering pump but its still hard to turn wheel 05 tb ext lt. GM Tech



I just bought a 03 TB and the belt was chewed up on the rear side, had a new belt put on and less than 10 miles later it chewed up that belt, shop said I needed a new tensioner pulley, had that done and then I lost all power steering fluid, shop said I needed new power steering pump, still has whine sound, I hear it but my husband says he doesn



Locate the power steering bleed valve on the steering box. If you have difficulty finding it, just follow the high pressure line from the power steering pump to the other end, which will be in the power steering box. Push a hose on the end of the bleeding valve. The hose should be long enough to reach outside the front of the car.

# 2004 TRAILBLAZER POWER STEERING STILL STIFF AFTER BLEEDING SYSTEM



There may still be some air in the system being i hear it whine a lil when i turn the wheel. But then again. Its a new pump, new line and has been sitting a while so i'm sure it has adjusting to do! No bleeding issues and my steering is really smooth now. I did not remove the fan, radiator shroud or the grill. Power Steering Lines