

Can you add power steering fluid to a Honda Pilot?

Adding power steering fluid to your Pilot is easy(the hardest part is determining where is the power steering reservoir in your Pilot) and should be done whenever your power steering fluid is low. Before adding power steering fluid,be sure to check your owners manual to determine what type of power steering fluid to add to your Pilot.

Does your Honda Pilot have steering problems?

If your vehicle has steering problems, these can lead to all kinds of incidents. In May 2023, a couple who owned a 2023 Honda Pilot experienced three similar incidents. Every time, the vehicle veered towards either cyclists, a vehicle on the oncoming lane, or a tractor.

How do you remove air from a Honda power steering system?

To much air in the system. Solve all leaks which include the hose connections to pump with o-rings. Perform procedure of removing air from system by lifting front tires off the ground and turning steering lock to lock without the engine running. Use genuine Honda power steering fluid.


How do I know if my power steering fluid is leaking?

This information will typically be located in the back of the manual in a section title fluid capacities and specifications. In a few days, check the power steering fluid level in your Pilot to make sure you don't have a leak. If you notice the power steering fluid level is low, see our how to fix minor power steering fluid leaks video.

How do I fix a leaking power steering pump?

Solve all leaks which include the hose connections to pump with o-rings. Perform procedure of removing air from system by lifting front tires off the ground and turning steering lock to lock without the engine running. Use genuine Honda power steering fluid. I recall there are two o-rings near the pump.

2005 HONDA PILOT POWER STEERING SYSTEM FLUSH



power steering whine / noise " Pilot 03 Just a follow-up to anyone with a noisy power steering whine: I picked up a new PS reservoir from the Honda dealer for about \$22.00, plus two 12 oz bottles of Honda PS fluid for another \$20.00. (The new reservoir has no filter that I can see, and has a slightly different design.)



??? Back to All Honda Information. November 29. How to bleed Honda Power Steering systems. 1. Do NOT start the engine until the system is fully bled, doing so may cause damage to the power steering components. Pump internals are metal to metal so any air in the system can cause metal to metal contact and resulting damage. 2.




-9002PE Power Steering Fluid Pack of 3 Amazon : Honda 08206-9002PE Power Steering Fluid Pack of 3 : Automotive So I wonder where the other o-ring goes. The first video in post #5 above for the first o-ring on the suction side was very helpful, even showing the part number needed, which matches the link provided above too.

2005 HONDA PILOT POWER STEERING SYSTEM FLUSH



Honda Pilot 2001 Honda Odyssey 1990 Honda CRX SiR(SOLD) 2006 Honda Ruckus wheels back on, and put the car back on the ground. Fill your fluid. Now, you've introduced a lot of air into the system, so as you fill, make sure you work the wheel lock to lock to burp the air out. Hello Pilot Friends! I switched the power steering



The best part? It actually worked. The whining and pukin" emanating from my daughter('s power steering pump) is finally gone. Been two or three weeks of whine-free driving. For good measure, I added a bit of AT-205 when I topped off the (dealership only) genuine Honda power steering fluid.



Given the power steering system has had a trouble free 128k miles existence, I'm sticking with the OEM fluid on this one. My 4th vehicle is a Suzuki 2005 GSX-R1000; after the 08 SE FWD Pilot; 15 LX 4WD Pilot; and (01 Dodge Dakota Quad Cab - (Pickup Truck)-) Sold the pick up in 04/2023! Piloteers forum community offers tech info

2005 HONDA PILOT POWER STEERING SYSTEM FLUSH



INTRODUCTION Good day all. I have an 05 pilot with 99,800-ish miles on it. About a month ago, I noticed my power steering started making a whining noise. Pop the hood, check the fluid and it's considerably low. Added fluid. About 3 ???



Checking the power steering fluid level in your Pilot is relatively easy and should be done once a month or if you are experienced difficulty turning the wheel or steering your Pilot. Your Pilot should be parked on a level ???



Pilot Exl Res Retired 2016 CRV Touring Retired 2021 F150. Power Steering Fluid - Every 3 years (when change brake fluid) Spark Plugs - Every 100K Timing belt +idlers +tensioner +H2O pump, coolant, spark plugs, power steering fluid flush every 100K * As needed based on inspection: serpentine belt, pwr steering belt, brake shoes, tires

2005 HONDA PILOT POWER STEERING SYSTEM FLUSH



Odyssey Power steering capacity after fluid change
What's the steering fluid capacity after draining the power steering system in 2010 Ody? The Honda brand bottles seem to come in 3-packs, so you would THINK (big ???)



If your Honda Pilot's steering wheel is hard to turn, it's almost always going to be caused by an issue with the power steering system. But there can be other causes as well. Your vehicle's power steering system is responsible for taking energy from the engine, converting it to hydraulic pressure, and using that pressure



You might need to add power steering fluid - this video shows you how to correctly add power steering fluid to your 2005 Honda Pilot. Adding power steering fluid to your Pilot is easy (the hardest part is determining where is the power steering reservoir in your Pilot) and should be done whenever your power steering fluid is low.

2005 HONDA PILOT POWER STEERING SYSTEM FLUSH



What is power steering fluid all about? Power steering fluid flows through the power steering hydraulic system. The system is pressurised by the power steering pump and by way of valves, plungers, or pistons decreases the effort needed by the driver to turn the steering wheel. When the pump stops pumping, the pressure drops and the power




When I bought fluid at Honda they printed out the page from shop manual- as the op said, this is the same procedure that they recommend. When I started the car and turned wheel, it was very hard to turn immediatley - no power steering. Also I saw some of that "smoke" mentioned in an earlier post.




Below is the steps to quickly do a DIY flush on your power steering system, and luckily for the Rideline, it's very easy to get to. 955 posts ? Joined 2005 Add to quote; Only show this user #2 ? Dec 30 You should only use genuine Honda power steering fluid in any Honda. I know that everyone has heard that you should only use genuine

2005 HONDA PILOT POWER STEERING SYSTEM FLUSH



For warranty purposes it is recommended to always install a filter and to use suggested OE fluid and flush the system. With seal kit. PRICE: 315.99Type: HydraulicInlet Diameter: 0.636inOutlet Quantity: 1Filter 2005 Honda Pilot Power Steering Pressure Line Hose; Show Less. Related Makes. Toyota Power Steering Pump; Hyundai Power Steering




The video above shows you the steps needed to check the power steering fluid level in your 2005 Honda Pilot. Checking the power steering fluid level in your Pilot is relatively easy and should be done once a month or if ???



I am going to do the 1st of the horse syringe drain & replace the reservoir later this week. 3 bottles of Prestone full synthetic power steering fluid for Asian (on label as compatible with Honda) vehicles (36 ounces total). The 2007 Honda Pilot ???

2005 HONDA PILOT POWER STEERING SYSTEM FLUSH



The video above shows you the steps needed to check the power steering fluid level in your 2005 Honda Pilot. Checking the power steering fluid level in your Pilot is relatively easy and should be done once a month or if you are experienced difficulty turning the wheel or steering your Pilot.



Need to replace power steering hose on 2005 Pilot. After finally getting the Power Steering line installed in my Pilot, at first I had a leak where the hard tube line goes on the Rack but with a crowfoot and ratchet, now have a tight fit; however after doing the air removal procedure, I still have a little whine when turning



First PS flush with new reservoir was completed in May at 171k miles. I would only use Genuine Honda power steering fluid. I have no advice on using a stop leak product in the PS system. Piloteers forum community offers tech info, troubleshooting, modification DIY's and discussion for the Honda Pilot SUV. Show Less . Full Forum

2005 HONDA PILOT POWER STEERING SYSTEM FLUSH



HONDA > 2005 > PILOT > 3.5L V6 > Steering > Power Steering Pump. Price: Core: Total: It is critical that Honda/Acura Power Steering fluid is used. Failure to do so could cause performance, noise and failure issues. It is also recommended to install a filter and flush the system before pump installation. CARDONE 215441. \$78.99: \$58.50



Anyway I emailed them asking how much it would cost to replace and flush the power steering fluid and this is their reply: Honda does not recommend flushing the power steering fluid. That is a service we do not do. Please let us know if you have any ???