

How does a Honda Civic anti-theft system work?

Honda Civic anti-theft systems primarily rely on a transponder chip embedded in your car key. This chip communicates with the car's immobilizer, allowing the engine to start only when a valid key is detected. Several factors can trigger the anti-theft system, leading to the dreaded "no start" situation. These include:

Does Honda Accord have anti theft?


The Honda anti-theft system seems to be available for the Honda Civic and Honda Accord models. You can check if your car has this security feature by reading the car's user manual. It should detail all the necessary information about how to use the anti-theft feature. What Happens When I Fail to Enter the Passcode?

How do I protect my Honda Civic from theft?

Locking wheel nuts is an inexpensive, popular, yet highly effective solution to protect your Honda Civic. Just fix the trunk/wheels to the wheels, and no thief will be patient enough to steal your double-protected vehicle. Using wheel lock and wheel lock key also comes in handy to prevent tire and wheel theft.

How do I Reset my Car's anti-theft system?

Here are some of the methods you can try: Step 1: Hold down the panic button on your key fob for 5 seconds. Step 2: Press the lock button on the key fob twice. That should reset the anti-theft system. If it doesn't, try the other methods. Step 1: Insert the door key. Step 2: Turn the key to the unlock position.



If your car's anti-theft system isn't working correctly, you'll need to find a way to shut the system off so your car will return to normal operation. Method 1 of 3: Check your key and cylinder. Step 1: Check your key fob battery. A car's anti-theft system may activate if your key fob battery is dead and hasn't disabled the system.

2016 HONDA CIVIC ANTI THEFT SYSTEM POWER BUTTON



My battery died and I had to jump start it and now my computer screen says anti-theft system the system has lost power push and hold the power button for more than 2 seconds to enable the system 2016 Honda civic ex sedan infotainment screen not working. 2016 honda odyssey push button start- vehicle seems to be in anti theft mode. key




If you fail to enter the anti-theft password for any reason (wrong password or malfunctioning anti-theft mode), you will have no way to start and control your Honda Civic sedan. Try re-entering the password carefully, or contact the nearest repair center to inspect the vehicle as soon as possible.



Earlier my 2017 honda civic apple carplay displayed a screen saying something like that the system lost power hold for 2 sec to reset which i googled and happened to others. What happedned next i cant find anywhere happening to other people my carplay screen displayed that i should move my car to an open area and remove all loose articles and park ???

2016 HONDA CIVIC ANTI THEFT SYSTEM POWER BUTTON



Starts and shuts off within 2 seconds of turning over. There is a small red flashing light on the dash along with the battery and oil light. I called Honda it could be the anti theft. They want me to tow it to them 2 hours and pay \$200 for them to reset it. Is this something I ???




A red blinking light on a Honda Civic dashboard is a sign that the anti theft system is enabled. Usually this light will only blink when the vehicle is parked and locked without the keys in it. If You notice that this light is blinking after You have unlocked Your car then that means that there could have been a theft attempt at some point and the system stopped it. It could also be ???



The immobilizer in Your 2016 Honda Civic is there to prevent the vehicle from being stolen. It will lock out the ignition when the vehicle is locked, and You will have to disarm the alarm to be able to start the car. If Your immobilizer has frozen up You may need to reset the entire system to get it working again. To reset the immobilizer in Your Civic You will need to ???

2016 HONDA CIVIC ANTI THEFT SYSTEM POWER BUTTON



system does not recognize the coding of the key. Turn the ignition switch to the LOCK (0) position, remove the key, reinsert it, and turn the ignition switch to the ON (II) position again. The Immobilizer System protects your vehicle from theft. If an improperly-coded key (or other device) is used, the engine's fuel system is disabled.



Your anti-theft system (pass-lock) may have a fault or it may be the key itself. The keys have a chip embedded in them. When inserted into the ignition, the alarm system looks for codes from the key. Try another key if you have one. If ???



I have 2017 honda civic on the display it show anti theft system i need to reset that. I am fixing myself i try to - Answered by a verified Mechanic for Honda 2016 Honda civic ex sedan infotainment screen not working. It's just blinking. The lower one says to reset the anti-theft how down the power button for 2 seconds

2016 HONDA CIVIC ANTI THEFT SYSTEM POWER BUTTON



Civic Touring May 12, 2016 #3 I literally just had this happen to me just now, left the car off for a good 10 minutes and it started right back up. When it finally did I had a message "ANTI Theft Sytstem: this system has lost power. Push and hold the power button for more than two seconds to enable the system." So I just dropped it off



My 2015 CRV Touring only has 14000 miles on it and I replaced the battery 2 years ago. The battery has about 4000 miles on it. Today when I started the car I got an alert Anti-Theft System has lost power and I need to hold the power button down for 2 seconds. It took a while because I didn't see a power button and couldn't find anything in the




What To Know The automaker has integrated a comprehensive anti-theft system that encompasses a range of devices and technologies, working in unison to deter theft attempts and protect your vehicle. The panic button on the key fob activates the alarm and horn, drawing attention to the vehicle in case of an emergency. Yes, all Honda ???


2016 HONDA CIVIC ANTI THEFT SYSTEM POWER BUTTON



Day 2: Touch-screen powers on but only shows one message "(Anti-Theft) System has lost power, restart it" (image has more detailed message). Even after following the instructions, nothing worked. Radio doesn't work at all and main display near steering shows "system off". But reverse camera or right lane camera is visible in touch-screen display.



I recently replaced the battery on my 2017 honda civic hatchback ex after replacing the battery the anti-theft system came on saying to press and hold the power button. I took the car to honda to see if they could factory reset. The technician told me they were able to get to the home screen by holding the home and volume down buttons.



Wait for the system to fully reboot (this may take a few minutes) If prompted, enter your anti-theft code (found in your owner's manual or available from a Honda dealer) This process should restore normal functionality to your radio and infotainment system. Resetting the Tire Pressure Monitoring System (TPMS) To reset the TPMS in your 2016

2016 HONDA CIVIC ANTI THEFT SYSTEM POWER BUTTON



The HU is now asking me to hold the power button for 2 seconds. I feel stupid but where the heck is the power button? The images I've seen after doing a google search show it above the home button. Mine has nothing showing above the home button. Ok. I am an idiot. There's a physical button which I thought was part of the CD player.



In a few words: The immobilizer or anti-theft system verifies that the key used to turn the engine on is the correct one. If the key is not the correct one, this system blocks different actions to prevent the car from starting. Honda Civic (2 problems) Immobilizer and ignition switch / Touch screen will not take off from anti theft mode



Honda Civic Electrical Power System Battery. The battery is the heart of your Civic's electrical system. It provides the initial power to start your engine and also powers all of your car's electrical components when the engine is not running. Turn on the radio by pressing the power button. The radio will display "Enter Code" or

2016 HONDA CIVIC ANTI THEFT SYSTEM POWER BUTTON



Audio power button. Thread starter hlime; Start date Oct 10, 2017; Watchers 5; I am trying to find audio power button in order to restore the audio system. Is this the start & start button for starting the car (i.e. Big red button) or something else I am not seeing. Any help would be greatly appreciated. 2017 Honda Civic Si Sedan



Anti Theft System This system has lost power. Push and hold the power button for more than two seconds to enable the system. I've read that it could point to an old (usually about 2 years) key fob, which is not the case here. I've also had the Idle Stop message telling me the battery needs charging.



The message has the instruction to hold down the volumn button for 2 secs. to re-enable the audio system due to a power loss. While this message occurs any time power is lost, there's a bug in the system and it occurs randomly even when there is no power loss. The message also has a caveat that says if it happens frequently see your dealer.

2016 HONDA CIVIC ANTI THEFT SYSTEM POWER BUTTON



The Honda's anti-theft works through a programmed key chip connected to the car's immobilizer. To reset the anti-theft in the 2006 Honda Civic depress the fob's panic or unlock button, to switch the alarm off. Alternatively, insert the key into the driver's door to unlock and reset the immobilizer. You can also try pressing the panic button for 5 seconds followed by ???



Honda Civic 2016 EXL Dec 3, 2018. Thread starter giving me the "hold power button for 2 seconds / anti-theft" message. Holding the radio power button down does nothing; it just keeps blinking on and off about every second. That's usually the button to restart the infotainment system. OP . OP. rowe33 New Member. Joined Dec 3, 2018



Anti Theft System This system has lost power. Push and hold the power button for more than two seconds to enable the system. I pushed the "radio on" button down for 2 seconds, and cleared the message. I haven't seen the message before or since. Any ideas what the message means?

2016 HONDA CIVIC ANTI THEFT SYSTEM POWER BUTTON



Looking for the procedure on how to reset the Anti Theft in the car listed above after the car battery has been replaced. The battery died when the car was initially locked, and therefore the battery was replaced when the anti-theft system considers the car still locked. That triggered the Anti Theft System.



Civic Touring Sedan Jun 18, 2018. Thread starter #1 This has now happened twice in the past two weeks when I turn on my Civic (2016 touring model), the navigation/infotainment screen doesn't come on. it had the message "anti theft system - this system has lost power. Push and hold the power button for more than 2seconds to