

diagram for 2000 oldsmobile alero power steering  
 diagram for the power steering system - Oldsmobile  
 2000 Alero question. Search Fixya. Browse  
 Categories Answer Questions 2000 olds alero v6  
 spark plug firing order diagram. 2000 Oldsmobile  
 Alero 3.4 liter V-6 VIN "E" Hope helps (remember  
 rated this).



Bleeding the power steering system is a  
 straightforward method to remove trapped air from  
 the power steering pump and hydraulic lines. If the  
 issue persists or returns after a few months, it's  
 likely due to a leak. In such cases, it's best to have  
 a mechanic diagnose and repair the problem. This  
 will ensure proper functioning of your steering



For those seeking a bit more power, the Alero offers  
 a 3.4-liter V6 engine that generates 170  
 horsepower, ensuring a thrilling driving experience  
 without sacrificing reliability. Both engine options  
 come with a standard five-speed manual  
 transmission, while a four-speed automatic is  
 available for added convenience. Trims

# 99 ALERO V6 POWER STEERING SYSTEM DIAGRAM



Thought I'd share that Toyota listed their entire parts database as well as original part diagrams online. It first went online last year I believe. You can find every diagram and every part for our 4Runners located here: [Toyota 4Runner Parts & Accessories | Toyota Parts Center Online](#) They also have all other Toyotas listed in case you have others.



Step 6 ??? Pressure test the power steering system. The pressure test checks the operation of the pump, pressure relief valve, control valve, power piston, and hoses. Raise the front of the vehicle and position a drain pan underneath the power steering system. Disconnect the high-pressure hose from the power steering pump.



Left Electrical Center-Stop Lamps, Hazard Lamps, Body Function Control Module, Cluster, Climate Control System: 4: Right-Hand Electrical Center-Fog Lamps, Radio, Body Function Control Module, Interior Lamps: 5: Ignition Switch: 6: Not Used: 7: Left Electrical Center-Power Seats, Power Mirrors, Door Locks, Trunk Release, Audio Amplifier, Remote

# 99 ALERO V6 POWER STEERING SYSTEM DIAGRAM



You can also go for an OE kit. Check your application, but for my '00 5S and my '99 1MZ, the kit is 04446-06040. Something interesting is that there is still a different kit supplied for locally-produced 5S of that year: 04446-06030 - your favorite compatible power steering fluid.



Author. Hans Angermeier is an ASE certified Maintenance and Light Repair Technician and has produced over 100,000 videos showing drivers how to fix things on their cars. He has broad expertise on basic repair procedures covering the majority of cars on the road. Over the past 10 years, Hans ???



Oldsmobile Alero (2004) - fuse box diagram Year of production: 2004 Instrument panel fuse box Driver's Side Fuse Usage WIPER Windshield Wiper Motor, Washer Pump TRUNK REL/RFA/RADIO AMP Trunk Release Relay/Motor, Audio Amplifier/RFA TURN LPS Turn Signal Lamps PWR MIRROR Power Mirrors AIR BAG Air Bags BFC BATT Body Computer (BFC) ???

# 99 ALERO V6 POWER STEERING SYSTEM DIAGRAM



A leaking Oldsmobile Alero Power Steering Pump will probably make your car or truck difficult to control. Oldsmobile Alero Power Steering Pump - Steering Pumps - A1 Cardone BBB Industries Autopart Premium Edelmann DIY Solutions AC Delco - 2003 2002 2000 1999 2001 2004 03 02 00 99 01 04 - PartsGeek



Buy a 1999 Oldsmobile Alero Power Steering Reservoir at discount prices. Choose top quality brands A1 Cardone, APA/URO Parts, Autopart Premium, Autotecnica, DIY Solutions, Dorman, Replacement, SKP, TRQ. Also fits 2002, 2001 & 2000.



The power steering system is a vital component of modern vehicles, providing drivers with enhanced control and maneuverability. This system uses hydraulic or electric assistance to make steering easier, particularly at low speeds or when ???



# 99 ALERO V6 POWER STEERING SYSTEM DIAGRAM



The "Electronic Variable Orifice" (EVO) steering system was introduced by General Motors. The vehicle's computer monitored vehicle speed and steering wheel action to activate and deactivate a solenoid on the steering pump that controlled fluid flow to the steering gear. At slow speeds the EVO solenoid is fully open making the steering easier.



I also need a diagram of the power steering system. I have a b5 2001 v6 wagaon. I've checked the tie rod boots and do not see any oil or sludge coming from them. the hoses directly under the reservoir are clamped pretty tight. the leak is in the front almost dead center. the problem is that the fluid will stay at a normal level sometimes for a few weeks and other times ???



WIRING DIAGRAMS Electronic Steering Wiring Diagram (Alero & Grand Am) for Oldsmobile Alero GX 2001List of elements for Electronic Steering Wiring Diagram (Alero & Grand Am) for Oldsmobile Alero GX 2001:(2.4l)(3.4l)(left side of engine) g112(right rear of engine) g117A11Abs fuse 50aAbs/evo/ign fuse 15aB10B11BatteryC10Class 2 serial dataComputer ???

# 99 ALERO V6 POWER STEERING SYSTEM DIAGRAM



Complete video instructions on how to check the power steering fluid in a 2000 Oldsmobile Alero GL 3.4L V6 Sedan (4 Door). Steps needed to check power steering fluid level in a 2000 Oldsmobile Alero GL 3.4L V6 Sedan (4 Door) if your Alero has electric power steering, you may see a ???



Remember to have your Oldsmobile Power Steering Hose serviced regularly to insure reliable steering and to prolong the use of the vehicle's power steering pump. Partsgeek offers replacements for the Intrigue, Aurora, Alero, Cutlass Supreme, 88, Cutlass plus more. for 2001 Oldsmobile Alero 3.4L V6 GAS. Part Number: 92137. Brand: Edelmann




Make sure the fluid level is OK, if reservoir MT ad, with out the cap till air comes out and fluid gets in to system, turn the steering right to left wile You add fluid with cap off, till fluid is not longer going down and reservoir inside gets quiet, when fluid level is OK, put cap back and try it, if system did not recovered normality and loud noise comes from the pump, pump needs ???


# 99 ALERO V6 POWER STEERING SYSTEM DIAGRAM



Common Issues and Troubleshooting Tips for Power Steering Line Diagram. The power steering system plays a crucial role in the smooth operation of a vehicle. However, like any other automotive component, it can encounter issues that ???



List of elements for Manual A/C Wiring Diagram for Oldsmobile Alero GL 2000: (I4) (v6) A engine coolant temperature (ect) sensor (rear of engine) b; A/c; Electronic power steering system; Ets off switch; Evo actuator ctrl; Evo/abs sol fuse 15a; F12; G112 (2.4I) Warning System Wiring Diagrams for Oldsmobile Alero GL 2000 Get access to



Explore the components and workings of an electric power steering system with this detailed diagram. Learn about the role of the motor, sensors, control module, and steering column in providing precise and effortless steering in modern vehicles. An electric power steering system consists of several essential components that work together to

# 99 ALERO V6 POWER STEERING SYSTEM DIAGRAM



How to change the power steering fluid of your Alero? In short: Changing the power steering fluid is easy. To do so, you must make sure that your car is cold and its engine is off. Take into account that you should replace it only if there is a problem with the power steering system: for example, if it is making weird noises or it is hard to turn your car's wheels.




Oldsmobile Alero 1999-2005 Service Repair Manual detailed wiring diagrams for ease of use. Complete download comes in PDF format which can work under all PC based Windows Power Steering. Air Condition. Suppl Restraint System. Seat Belt. Engine Immobilizer. Cruise Control. Wiper & Washer



How much power, Oldsmobile Alero Sedan 1999 3.4 V6 24V (173 Hp)? 173 Hp, 271 Nm 199.88 lb.-ft. What is the engine size, Oldsmobile Alero Sedan 1999 3.4 V6 24V (173 Hp)? 3.4 l 3350 cm<sup>3</sup> 3 ABS (Anti-lock braking system) Steering type : Steering rack and pinion : Power steering : Hydraulic Steering : Tires size: 215/60 R15 : VIN check.



# 99 ALERO V6 POWER STEERING SYSTEM DIAGRAM



Free PDF's with detailed information for the 1999-2000 Oldsmobile Alero GX (2.4L/3.4L) System Wiring Diagrams. No authorization needed. Free Car Manuals PDF Electronic Power Steering Circuit; 2.4L VIN T, Engine Performance Circuits; 3.4L VIN E, Engine Performance Circuits; Back-up Lamps Circuit;



The power steering hose is what contains the power steering fluid from the power steering pump to the rack and back from the rack to the power steering pump. If there's a leak in the power steering hose, or if it becomes rotten, you'll need to replace the power steering hose. However, it's an easy job to complete. Step 1 - Safety