

What are the parts of a power steering system?

This setup has parts like the steering gear and motor, a control module, and sensors. Meanwhile, a hydraulic power steering system uses an engine-driven pump and hydraulic fluid to turn the wheels. It has a steering gear, power steering pump, reservoir, and hoses.

2. Where to Get Quality Replacement Parts for Your Power Steering System

What GM power steering fluid should I use?

Use GM Power Steering Fluid (1050017) or an equivalent meeting GM Specification No. 9985010. Failure to use proper fluid will cause hose and seal damage, resulting in fluid leaks and damage to pump and/or rack and pinion assembly. Fluid level is indicated by marks on reservoir or dipstick.

What is the difference between electric power steering and hydraulic power steering?

In an electronic power steering setup, an electric motor controls the steering gear and provides steering assistance. This setup has parts like the steering gear and motor, a control module, and sensors. Meanwhile, a hydraulic power steering system uses an engine-driven pump and hydraulic fluid to turn the wheels.

How do you inspect a power steering shaft?

Cut shaft seal with a small chisel. Remove and discard shaft seal. Inspection Inspect pump ring, rotor, vanes, thrust plate, pressure plate and shaft for scoring, pitting or chatter marks. Replace worn or damaged parts. Lubricate new shaft seal, "O" rings and all other components with power steering fluid.

Do all cars have electric power steering?

Most vehicles have either electric power steering (EPS) or hydraulic power steering. There are also a few models that use an electro-hydraulic system, which combines elements of both the EPS and hydraulic designs. EPS, which is found in nearly all new cars, uses an electric motor to act on the steering gear and provide steering assist.

How do you replace a power steering sleeve?

Inspection Clean all parts in power steering fluid. Inspect pressure plate, vanes, pump ring, drive shaft and bearing for scoring, pitting or chatter marks. Replace worn or damaged parts. Press new sleeve assembly

99 PONTIAC GRAND PRIX POWER STEERING SYSTEM DIAGRAM



into housing. Install new, lubricated "O" ring into groove in sleeve. Install dowel pin into housing. Install pressure plate spring.



AIR CONDITIONING 3.8L VIN 2 3.8L VIN 2,
Automatic A/C Wiring Diagram (1 of 2) for Pontiac
Grand Prix 2006List of elements for 3.8L VIN 2,
Automatic A/C Wiring Diagram (1 of 2) Electronic
power steering system; ???



AIR CONDITIONING 3.8L VIN 2 3.8L VIN 2,
Automatic A/C Wiring Diagram (1 of 2) for Pontiac
Grand Prix 2006List of elements for 3.8L VIN 2,
Automatic A/C Wiring Diagram (1 of 2) Electronic
power steering system; Eng speed sig; Engine
speed sig; Except 3.8l; G200 (behind radio) Gnd;
Ground; Hot at all times; Hot in run or start; Ign 1
volt;




Pontiac Grand Prix fuse box diagram. This Grand
Prix has 2 different fuse boxes: Type Description;
Circuit breaker MINI . HEADLAMP. Headlamps.
Circuit breaker MINI . SEAT. Power Seat, Power
Lumbar. Circuit breaker MINI . BLANK. Blank.
Circuit breaker MINI . PWR WDO R PASS-Key III
Security System. Fuse MINI . RAP. Retained
Accessory

99 PONTIAC GRAND PRIX POWER STEERING SYSTEM DIAGRAM



diagram for power steering line 04 grand prix - Pontiac 2004 Grand Prix question. Search Fixya. Browse Categories Answer Questions SOURCE: 99 pontiac grand prix 3.8 I.No battery power to pcm. Pin 20 on the blue pcm connector is the power wire to the pcm it is an orange wire. (hot at all times).



Product#: NP6117 1967-70 Bonneville, Catalina, Firebird, Grand Prix, GTO; Power Steering Pump; 6 & 8 Cyl. New. If you're looking for a power steering pump for your classic vehicle and are finding that your part has become obsolete and cores for reman units are unavailable, you can now replace that obsolete pump with a brand-new




I've been having unusually consistent problems with my power steering system. Hey guys, I have a 2008 Pontiac Grand Prix 3.8L V6 that has 97k miles on it. I've been having unusually consistent problems with my power steering system. I'm 99 percent sure the same thing is going to happen yet again. It seems to me that I shouldn't have

99 PONTIAC GRAND PRIX POWER STEERING SYSTEM DIAGRAM



Pontiac Grand Prix 1999 Fuse Box Diagram.
 Pontiac Grand Prix 1999 Fuse Box Scheme.
 Pontiac Grand Prix 1999 Fuse Box Layout. Pontiac Grand Prix 1999 Fuse Panel. Power Seat, Power Lumbar: PWR WDO: Power Windows: MALL PGM: Theft-Deterrent, Shock Sensor, Trip Computer, HVAC Module, Anti-Lock Brake System Module, Security LED: 30: Alt Sense



Pontiac Grand Am (1999) ??? fuse box diagram.
 Year of production: 1999. Instrument Panel Fuse Block Driver's Side. Pontiac Grand Am ??? fuse box ??? instrument panel (driver's side) Fuses: Usage: RADIO SW: Steering Wheel Radio Switches: RADIO ACC: TURN LPS: Turn Signal Lamps: PWR MIRROR: Power Mirrors: AIR BAG: Air Bags: BFC BATT: Body



STARTING/CHARGING Charging Wiring Diagram for Pontiac Grand Prix 2008
 List of elements for Charging Wiring Diagram for Pontiac Grand Prix 2008: (i/p harness, 6 cm from breakout to interior lamp switch) j2045.3I Batt Battery Battery current sensor Battery positive voltage Bcm class 2 Body control module (bcm) (behind left side of dash, left of steering ???

99 PONTIAC GRAND PRIX POWER STEERING SYSTEM DIAGRAM



Pontiac Grand Prix GT with Magnasteer; 1997-1998
Pontiac Grand Prix SE with Magnasteer; 1999-2005
Pontiac Grand Prix GTP with Magnasteer; 2004
Pontiac Grand Prix GT1 with Magnasteer; 2004
Pontiac Grand Prix GT2 Front Power Steering Rack and Pinion Outer Tie Rods Suspension Kit.
3KS2600542-WB.




Pontiac Grand Prix (1979) - fuse box diagram Year of production: 1979 Fuse box No. A Circuit Protected 1 - - 2 20 Clock power, courtesy lights, deck lid release, glove box light, pulse wiper, power antenna, key reminder buzzer and cigar lighter 3 20 Tail, park, side marker and license lights; digital AM/FM clock



View the Pontiac Grand Prix (2006) manual for free or ask your question to other Pontiac Grand Prix (2006) owners. Manua. Is. Manua. Is. Pontiac cars ? Pontiac Grand Prix (2006) manual. 6.2 ? 2. give review 5-99. Vehicle Identi???cation Cooling System; Power Steering Fluid; Windshield Washer Fluid; Brakes; Battery; Jump Starting

99 PONTIAC GRAND PRIX POWER STEERING SYSTEM DIAGRAM



Up to \$9 cash back? Inspect the threads on the power steering pressure line and the power steering return hose fittings. Inspect the O-ring seals on the power steering lines. Replace the ???



POWER DISTRIBUTION Power Distribution Wiring Diagram (1 of 3) for Pontiac Grand Prix 2005 List of elements for Power Distribution Wiring Diagram (1 of 3) for Pontiac Grand Prix 2005: (below driver seat, 36 cm from c311) s331 (mounted to right strut tower) underhood fuse block A1 c1 Abs mtr fuse 31 40a Abs sol fuse POWER DISTRIBUTION ??? Pontiac Grand Prix ???



Understanding the Importance of the Serpentine Belt in a 2007 Pontiac Grand Prix. The serpentine belt is a crucial component in the functionality and operation of a 2007 Pontiac Grand Prix. It is a single, long belt that drives various engine accessories, including the alternator, power steering pump, water pump, and air conditioning compressor.

99 PONTIAC GRAND PRIX POWER STEERING SYSTEM DIAGRAM



OER Parts offers a wide selection of 1967 Pontiac Grand Prix parts, Power Steering System (16) \$179.99 set VIEW DETAILS. FEATURED.

Product#: T8974. Universal 9" Windshield Mount Rear View Mirror; Polished Ball Milled Billet Aluminum.



Pontiac Grand Prix Shocks and Struts; 2003 Pontiac Grand Prix Wheel Bearing/Hub Assembly-Front; 2003 Pontiac Grand Prix Tie Rod End; 2003 Pontiac Grand Prix Control Arm - Lower; 2003 Pontiac Grand Prix Lug Nut; 2003 Pontiac Grand Prix Sway Bar Link; 2003 Pontiac Grand Prix Power Steering Pressure Line Hose; 2003 Pontiac Grand Prix Ball



[Vehicle Fitment]: This power steering return hose is compatible with Pontiac Grand Prix 2004 2005 2006 V6 3.8L---It comes with Cooler [Position]: Gear/Rack Pinion to Reservoir [The Performance]: Hose Type: Power Steering Return Line Hose Assembly; Working Pressure: Up to 250 psi; Working Temperature: -40??? to 254???; Material: Multi-Layer


99 PONTIAC GRAND PRIX POWER STEERING SYSTEM DIAGRAM



An Enhanced Visual Guide to the 2008 Pontiac Grand Prix Ignition Wiring Diagram. Starting Charging Pontiac Grand Prix 2008 System Wiring Diagrams For Cars. Grand Prix Impala 2006 2008 Monte Carlo 2007 Power Steering Pump Repair Guide Autozone.



View and Download Pontiac 1999 Grand Prix owner's manual online. 1999 Grand Prix automobile pdf manual download. Steering Power Steering If you lose power steering assist because the engine stops or the system is not functioning, you can steer but it will take much more effort. Variable Effort Steering (Option) This steering system



Pontiac Grand Prix wiring diagram covers a wide range of electrical systems in the vehicle, including the engine control module, ignition system, starting system, charging system, lighting system, and more. supplying electrical power to the various circuits. The diagram also shows the presence of fuses and relays that protect the

99 PONTIAC GRAND PRIX POWER STEERING SYSTEM DIAGRAM



\$ 28 99. Part # 70404. SKU # 201285.

Limited-Lifetime Warranty. However, you probably don't think much about the Pontiac Grand Prix power steering hose. This is an essential part of the car's power steering system, which is what makes your car so easy to handle. If you need a quality replacement part, AutoZone provides the perfect solution.



Buy a 2000 Pontiac Grand Prix Power Steering Pump at discount prices. Choose top quality brands A1 Cardone, AC Delco, Atlantic Automotive, Autopart Premium, BBB Industries, DIY Solutions, Edelmann, Maval, PWR Steer, SKP. For warranty purposes it is recommended to always install a filter and to use suggested OE Fluid and flush the system



Classic Industries offers 2006 Pontiac Grand Prix Steering Components. Trustpilot. 1.800.854.1280. 0. Shopping Cart 0 2006 Pontiac Grand Prix Parts - Power Steering System. MSRP \$8.99 ea Classic \$7.99 ea VIEW DETAILS. Product#: 1253531. 1963-77 Power Steering Pump Supply Hose Fitting; SAE; Inverted Flare Style

99 PONTIAC GRAND PRIX POWER STEERING SYSTEM DIAGRAM



Pontiac Bonneville 1998-99 ENGINES 3.8L V6 GM Bonneville, Camaro, Eighty Eight, Firebird, Grand Prix, Grand Prix, Intrigue, Lumina, Monte Carlo & Regal (1) - Vehicle body code is fourth character of VIN. See COOLING SYSTEM BLEEDING. Fill and bleed power steering system. See POWER STEERING BLEEDING. Tighten bolts to specification



Pontiac Grand Prix 2001, Remanufactured Hydraulic Power Steering Rack and Pinion Assembly by Cardone Reman(R). Quantity: 1 per Pack. Cardone Reman Remanufactured Rack and Pinion units are built to meet or exceed OEM performance.



The seventh-generation Pontiac Grand Prix, made from 2004 to 2008 show you where the fuse panels are located inside the car and explain what each fuse is for. Power Windows: SPRING COIL 2: Steering Wheel Control Switches: PWR SEAT: Power Seat: TURN/HAZ: Turn Signals/Hazard Warning Lamps: PWR MIRS: Power Mirrors: HTD SEAT: ???

99 PONTIAC GRAND PRIX POWER STEERING SYSTEM DIAGRAM



List of elements for 3.8L VIN 2, Power Distribution Wiring Diagram (2 of 3) for Pontiac Grand Prix 2008: (behind radio) g200 (i/p harness, 17.5 cm from breakout to pass-through to engine compt) j200