

What is the function of ACC in a thermal power plant?

The cool ambient air flow outside the finned tubes is what removes heat and defines the functionality of an ACC. In thermal power plants (T), the steam from the turbine exhaust flows into the ACC where condensation occurs. Then the condensate returns to the boiler (B) in a closed loop.

Where is the ACC power plant located?

Photograph of the ACC's steam line at the 829 MW Comanche power plant (Pueblo, Colorado, United States). The fan unit and heat-exchanging modules are the most important parts of the ACC essential for obtaining its performance characteristics.

How does ACC technology affect plant performance?

Similar power production trends are observed with increased air flow rates and heat transfer coefficients, as indicated in Fig. 8. Thus, plant performance gains from advanced ACC technology could be offset during periods of elevated ambient temperature, when power demand is greatest.

How does the ACC system work?

The system is shown schematically in Figure 3-14. During peak load hot periods, cooling water from the wet tower is circulated through the surface condenser, which then draws steam away from the ACC. The system is self-balancing.

Can enhanced ACCS improve wet-cooled power-plant efficiency?

It was shown that wet-cooled power-plant efficiency levels could be achieved with enhanced ACCs if air flow rates are significantly increased (+68%), convection resistances significantly reduced (-66%), and pressure losses maintained close to conventional levels (+24%).

Which thermal power plants have ACCS?

According to the data of [1], the following two thermal power plants (TPPs) equipped with ACCs were included in the list of the world's 100 largest power plants: the Chiba TPP (Japan) with a capacity of 4380 MW, which occupies the 47th place, and the Matimba TPP (Republic of South Africa) with a capacity of 3920 MW, which occupies the 79th place.



According to the U.S.-based ACC Users" Group, the first direct ACC generating plant in North America, the 21.7-MW coal-fired Neil Simpson plant in Gillette, Wyoming, came online in 1969.




In the direct system, the power plant steam is ducted directly to the air cooled condenser with either mechanical draft or natural draft. The performance of this spray-freezing PCM ACC is




The ACC system is to distribute the exhaust steam discharged by the steam turbine directly to each unit condenser through the pipeline. The large axial flow fan inhales air, skims the tube bundle from the outside, and takes away the heat. ACC in power plants Hami Power Plant, Shenhua State Energy Hami Coal Power Co., Ltd XinJiang, China 2x



Power plants using air-cooled condensers suffer a 5-10% plant-level efficiency penalty compared to plants with once-through cooling systems or wet cooling towers. In this study, a model of a representative air-cooled condenser (ACC) system is developed to explore the potential to mitigate this penalty through techniques that reduce the air-side thermal a?]



Mayor Utilities), currently has 5 Combined Cycle Power Plants in Mexico with direct O&M responsibility: a?cRio Bravo Energy Park: 3 identical 2x2x1 500 MW's each. a?cCentral Saltillo: 1x1x1 250 MW's. a?c Thus, ACC fan system upgrade from 100 HP to 200 HPs, which entail replacing electrical switchgear, cabling, motors, gearboxes



EVAPCO Dry Cooling single row heat exchanger cores are in operation in over thirty-five power plants worldwide, with a combined electrical generation of over 12GW (click here for Evapco Dry Cooling reference list). Single row heat exchanger cores have been operational worldwide since 1990, and are installed in over 90% of air cooled condensers



The vacuum in power plant condensers results in air ingress at any point where the integrity of isolation is compromised. When air enters the vacuum environment of an ACC, routinely installed equipment normally removes the air and no effect on system performance occurs. However, if the rate of air ingress exceeds its rate of removal, air



The main devices in a direct-air-cooled system at a power plant are the ACC cells. In an ACC cell, the heat exchange is implemented by the axial flow fan blasting the ambient cooling air, i.e., the high temperature steel elliptical finned tubes that contain the heat steam exhausted from the turbine, are cooled by cooling air from a large axial flow fan.




B& W's clean power technologies include decarbonization, hydrogen production, solar, energy storage, WtE, emissions control and steam generation. reduces harmful methane emissions and provides electricity and/or heat for industrial processing and district heating systems. A great step towards a circular economy. construction, maintenance



GEA Power Cooling Systems Air Cooled Condenser Equipment Construction 1999 Commissioning and Commercial Operation of Coryton's ACC a?c Plant start a?c Additional rows are opened one at a time, as needed, to ensure Essential for maintaining the efficiency and reliability of ACC systems. Can enhance condensation efficiency, reduce back



The worlds largest indirect dry cooling system powering a 4.1 GW power plant in South Africa, is an SPG Dry Cooling system. Learn more Features. BoxAir ACC(R) is an innovative Induced Draft Air-Cooled Condenser (ACC), suitable for all power plants ranging from 1 to 30 MWe. This ACC type consists of standard boxes that are easy to assemble



The high ambient temperature during summer days leads to a 20% net power reduction for power plants using a dry cooling system [8]. What is worse, some power plants with low temperature resources (e.g. low-concentration solar thermal power plants and geothermal plants) may experience a 50% net power reduction at high ambient temperatures [9,10].



In the current power generation industry, the combined cycle power plant (CCPP) is the most energy-efficient technology for fossil-fuel-based power generation, and its deployment has increased in the last few decades [1]. One major factor that influences the overall performance of the combined cycle power plant is the condition of the bottoming steam cycle turbine outlet, a?



cooled condenser (ACC) to support the generic design concept for the AP1000 Nuclear Plant design for a unit to be deployed at the Vogtle Electric Generating Plant. The results of this study will be used to compare an ACC system with the traditional wet cooling system currently specified for use as the normal heat sink for an AP 1000 nuclear plant.



BoxAir ACC(R) is an innovative Induced Draft Air-Cooled Condenser (ACC), suitable for all power plants ranging from 1 to 30 MWe. This ACC type consists of standard boxes that are easy to assemble and that offer a short delivery schedule and high reliability level. BoxAir ACC(R) is used in waste incineration plants, biomass, solar and geothermal



The example given uses a two-cell wet system to supplement the ACC at a combined-cycle plant in Mexico. A second retrofit example described adding a third street of cells to an existing ACC at a nominal 80-MW coal-fired facility in Wyoming. After this third street with five larger fans was added, at 97 F ambient, the plant measured 7 MW of



A chilled-water thermal energy storage system is proposed for cooling the inlet air to the ACC of the combined cycle power plant by Gadhamshetty et al. (2006). In that study, the proposed system's



The worlds largest indirect dry cooling system powering a 4.1 GW power plant in South Africa, is an SPG Dry Cooling system. Learn more Features. BoxAir ACC(R) is an innovative Induced Draft Air-Cooled Condenser (ACC), suitable for all power plants ranging from 1 to 30 MWe. This ACC type consists of standard boxes that are easy to assemble




Simulations under ambient air temperatures up to 40 °C indicated that the proposed system is capable of maintaining the rated net power output of the plant with minimal fluctuations. Simulations also showed that TES tank volume is most sensitive to the design air inlet temperature to the ACC. An increase of this temperature by 1 °C can



. Air-cooling technology has been widely used for its water-saving advantage, and the performance of air-cooled condensers (ACC) has an important impact on the operation status of the unit. In this paper, the a?|



Power Plants Behrang (Ben) Pakzadeh, PhD, PE. KIEWIT CORPORATION 2 Introduction Water Use in CCGT Power Plants Reducing Water Consumption a?c Case 7 a?? ACC, recycle system, and ZLD system Wastewater Reduction. KIEWIT CORPORATION 6 Case 1 a?? Cooling Tower with no Treatment 500 MW CCGT Plant, Tower COC = 4, Evap Cooler COC = 4



Over the last 20 years, dry cooling systems for power plants have gained an increasing interest as an alternative to the wet cooling systems. They are likely to be preferred in the following circumstances: ACC guarantee the complete system and undertake integral studies related to the ducts and manifolds, the steel leg system and the pipe



In a thermal power plant ACC is used to condense the turbine exhaust low pressure steam at sub-atmosphere pressure so that it can be pumped back to the feed water system. Sub-atmospheric pressure or vacuum pressure in the ACC enables turbine to a?|



Controlling and Monitoring the Power Plants Using Automation Systems. Like many things nowadays, Power Plants are controlled using a PLC, Programmable Logic Controller, or DCS, Distributed Control System. The ability for condition monitoring of all the plant items enables us to determine what is running efficiently, and what could fail.



In this study, a model of a representative air-cooled condenser (ACC) system is developed to explore the potential to mitigate this penalty through techniques that reduce the air-side a?]



According to the U.S.-based ACC Users" Group, the first direct ACC generating plant in North America, the 21.7-MW coal-fired Neil Simpson plant in Gillette, Wyoming, came online in 1969. By 2008, dry cooling had become standard practice at many thermal power plants in the U.S., Europe, and China, even in places that are not water-stressed.



(DOI: 10.2172/1025180) This project added a new airflow enhancement technology to an existing ACC cooling process at a selected coal power plant. Airflow parameters and efficiency improvement for the main plant cooling process using the applied technology were determined and compared with the capabilities of existing systems. The project required significant a?]