


Atomic Heart: Magnet Battery Polarity Puzzles. There's a lot of puzzles in Atomic Heart, they just love puzzles in Soviet Russia I guess! Some of these puzzles can be confusing to solve so here we'll show you how to solve the ones in the mission "A Glass, Darkly." Magnetic Puzzle #1 Source: WoW Quests ???



How to Unlock Hospital Door in Atomic Heart. The Hospital section in Atomic Heart's Pavlov complex throws several locked doors at you, blocking your path to the labs. Nevertheless, we have it all covered so here is what you need to do. These are the types of locked doors in Hospital in Atomic Heart: Light Puzzle Door: This door requires



This guide will show you how where to find every collectible in Atomic Heart. This includes all Chirpers, all Talking dead animals, all Talking Corpses & all Lootyagins. Getting them all will get you the "Beast Friend", "The ???"

ATOMIC HEART SOLAR SYSTEM PUZZLE



The BR-1 "Burav" is an enemy that appears in Atomic Heart. Burav is a massive worm-like robot created for excavate tunnels, its mouth-like cutting drills can drill through even the hardest minerals at incredible speed. The Burav also appears to have telekinetic properties, allowing it to float and maneuver through the air. According to Charles, The Soviet Union has a high hopes ???



Astronomy exercise to study the Solar System structure. Fun educational game, suitable for online lessons and interactive classes. Free online game. "Solar Puzzle" is a knowledge level game about the Solar System. It is part of the Interactive Astronomy Observatory, to explore and study the 9 main planets of our solar system, plus latest



How to Solve the Exhibition Mirror Puzzle in Atomic Heart. The mirror to the left of the entrance to the exhibition area needs to be fixed. To do this, you have to solve some magnetic puzzles in the area under the mirror. ???


ATOMIC HEART SOLAR SYSTEM PUZZLE



The Atomic Heart Passive Security Relay laser puzzles are a bit confusing, but your main goal is to make sure that the positions of the red and blue laser beams match the positions of the red and



How to Solve the Ballerina Puzzle in Atomic Heart. When you enter the theater during the quest "Art is Sacrifice", you will come across 4 ballerinas in a long corridor, each standing on a platform. You can interact with them and have to recreate the individual deaths. You do this with the help of the ballerina and the shadow play.




Explore the vast wonders of the universe with the Melissa and Doug Solar System puzzle. This captivating children's puzzle features a space-themed design that will excite young astronomers. With its large dimensions of 24" x 36", this floor puzzle provides a challenging and engaging experience for kids aged 4 and above. The 48 jigsaw puzzle pieces beautifully depict the ???

ATOMIC HEART SOLAR SYSTEM PUZZLE



How to Solve the Red Arrow Puzzle in Atomic Heart. Heading down Burav's Hall, you'll face a two-tier lock, which doesn't bode well for the future. Unlock it, and you'll enter a room that's brimming with Laborer or MFU-68 bots. Dispatch them all, taking care to deactivate the Pchela producer on the wall to your left.



At first glance, this puzzle may seem a bit confusing. The tutorial does a very good job of throwing a lot of information out there to overcomplicate the solution. The main goal for all the laser puzzles in Atomic Heart is to match the red and blue laser beams with the red and blue dots at the end of the puzzle on the left-hand side.



The "A Glass Darkly" quest has a few tricky areas that are going to cause you a few headaches and getting inside the facility to find them is only the start. I will include a video guide below, explaining what to do in case the text ???

ATOMIC HEART SOLAR SYSTEM PUZZLE



Where is the Atomic Heart Scientific Testing Ground 6? The Atomic Heart Scientific Testing Ground 6 can be found southeast of the boat dock, near the area where you leave the crashed train. It's located in a tunnel ???



Atomic Heart's Polygon Testing Grounds combine many game mechanics to create a puzzling challenge. There are many Testing Grounds to discover and complete, each providing rare loot. You will soon encounter Polygon Testing Ground 6, which may leave you wondering how to enter and complete Testing Ground 6 in Atomic Heart.



How to Solve the Red Arrow Puzzle in Atomic Heart. Heading down Burav's Hall, you'll face a two-tier lock, which doesn't bode well for the future. Unlock it, and you'll enter a room that's brimming with Laborer or MFU ???

ATOMIC HEART SOLAR SYSTEM PUZZLE



How to Solve the Diorama Wheel puzzle in Atomic Heart. Here is how to solve all three diorama wheel puzzles in Atomic Heart. Diorama Wheel Puzzle #1 Image: Attack of the Fanboy. The first diorama wheel puzzle consists of a single wheel and is ???



Introduce your young explorer to the incredible immenseness of space with our fascinating puzzle of "The Solar System"! Ravensburger has been making toys for the hand, head, and heart for over 130 years. Our jigsaw puzzles for kids will bowl you over with premium quality, in terms of both content and material. Ravensburger puzzles are made



When it comes to obtuse puzzle design, survival horror games have had the market cornered since the mid-"90s. Atomic Heart definitely isn't reinventing the wheel with regard to this trope