





supply the camera with power; make a good ground connection ; I just bought the Alpine back up camera and would like the recommended way to install for my car Toyota Sequoia 2002. Particularly interested in wiring and wiring path from camera to head unit. Best audio gear for your Jeep Wrangler. In this article, well show you some of the



I connected my camera power to the 12 volt cigarette lighter in the dash so when the accessories are powered my cameras are powered. But I built my own front/rear camera switch system. Depending on the radio system used, for example the 430 series ( and I think some others), if the jeep has not had a backup camera installed previously, you



This is an aftermarket camera w/Spare Tire Mounting Bracket for Jeep Wrangler JK 2007-2018, for the power supply, connect the red wire from our cable to a 12 volt power source. AUTOBABA Car Rear View Back Up Camera Reverse Camera with Wire Adapter Compatible with 2007-2018 Jeep Wrangler Spare Tire Mount Waterproof Wide Angle Removable Camera.



Buy NATIKA Backup Camera for 2007-2018 Jeep Wrangler JK: No Distorted Affect Starlight Night Vision CVBS | AHD Waterproof HD Spare Tire Mount Backup Reverse Rear View Camera for Jeep Wrangler JK 2007-2018: Vehicle Backup Cameras - Amazon FREE DELIVERY possible on eligible purchases Mount the camera and connect the power wires of spare




RED WOLF for 2001-2022 Jeep Wrangler JK JKU TJ Unlimited OEM Power Outlet 12 Volt Power Adapter Wire Harness Switch Socket to Add Backup Camera GMRS Driving Detector \$19.99 \$ 19 . 99 Get it as soon as Sunday, Nov 10



My MOPAR back up camera only had one power wire. That sources positive from the cigarette lighter plug with a slick adaptor set up that simply and ultimately plugs into the lighter caseing itself. The MOPAR kit I bought off EBay, and the instructions that came with it, were for a Jeep Commander. So only minor tweaks needed to install, but



I installed a hitch receiver (easy peasy), petal extenders (not as easy but completed), and am now in the process of installing a back up camera (now the trouble begins). I had my radio flashed by the dealership and purchased a PAC CHYRVD Rear Video Retention Cable, a 1/4" CCD Flush Mount back up camera, and the needed coupler.



**Durability:** The Jeep backup camera bracket mount is constructed to handle off-road conditions with its thicker 12-gauge steel and rust-resistant zinc-infused coating. It is designed to withstand harsh elements, vibration, and even the dirtiest and muddiest terrain, as it is rated IP67. Camera Extension Cables (2) Camera Power/Video Adapters



In our Jeep Wrangler JL backup camera systems category below, you'll find excellent products made by a trusted manufacturer. Because of this, you can rest assured that our universal cameras, camera bezels, and camera mounts boast remarkable durability and longevity. This also ensures that we're able to satisfy both stock and modified Jeep



It also has a very nice rearview camera option, that works great in reverse. Right now, my backup camera is wired into the brake light wiring: reverse lamp for 12V power and also the ground wire. But this HU also offers the feature of being able to turn on the rearview camera at any time, either in Park or while driving.



The Jeep Compass backup camera is a valuable safety feature. It helps drivers see obstacles behind their vehicle. Sometimes, the camera may stop working correctly. Let's explore common issues with the Jeep Compass backup ???



Ok, got the new stereo installed, now figuring out the Back-Up Camera and hoping someone can help. First pic is of the wiring that went into the head unit. RCA into "camera" and red wire soldered to "reverse". Easy, I think. Second pic ???





A step-by-step DIY guide to resetting your Jeep Compass" backup camera. Learn how to troubleshoot and fix common issues with your backup camera. 258 Mohr Junction, Willside, 04643 Idaho. Mon ??? Sat: 9:00am???18:00pm. Sunday CLOSED It is known as the Integrated Power Module (IPM). You can identify it by the label printed on the inside of



I just bought a 2016 Jeep WRANGLER Sport S Unlimited. I am purchasing a backup camera that mounts behind the spare tire. I need help with the best way to run the camera wiring harness through the interior. Then I need help with the best way to connect the camera / monitor (either dash mount or on rear view mirror).



My "15 Wrangler has the 430N, RHB entertainment center. I installed a PAC, BCI-CH21 backup camera system several years ago. short of that since you have one of the mitsubishi built mygig radios you can add a single key on/acc power wire to the gray 22 pin and have radio function independent of can bus but still have onscreen dvd and all



Installing a Backup Camera (and a front camera) on my Jeep Liberty When I bought my 2011 Jeep Liberty, it was on the lot equipped exactly as I wanted it except for two items: It had the option of Nitrogen in the tires, and it had the deluxe "MyGig" radio. Normally the power for the camera comes from the back up light circuit, so the camera



didn't have the ability to operate the backup camera in motion. I had a switch to operate the relay and power the camera from the same feed. Connected to the NO terminal (87a) of the relay, brake light power to the NC contact (87) and camera on Pin 30. Normal operation, the backup lights activate the camera with no other intervention.



Backup cameras consume negligible power (typically 0.15 amps), and the backup light circuit supplies up to 20 amps -- you could add a dozen cameras to that circuit with no problems. 2015 Firecracker Red JK Soft-top, 6-spd Manual, 3.73 gears, LSD Rear



Shop for jeep wrangler backup camera at Best Buy. Find low everyday prices and buy online for delivery or in-store pick-up. Prep for the Holidays Ends 10/31. Limited quantities. License Plate Back-Up Camera with Night Vision and Active Parking Lines. User rating, 4.2 out of 5 stars with 624 reviews. (624)



Installing a back up camera is a relatively simple process that anyone can do with a few tools and some patience. Installing a backup camera in a Jeep Grand Cherokee can be a relatively simple process, and can provide an extra measure of safety when backing up and parallel parking. and it claims a range of 25 miles on electric power



In addition, Jeep outfitted the Wrangler's pickup-shaped causing ??? the Gladiator with a backup camera during its debut in 2020. Jeep Backup Camera Black Screen: 4 Main Causes. When you pop the gear stick into reverse, you expect the infotainment screen to light up with a clear feed from the camera along with grid lines to guide you.



Description Enhance your driving experience with the Jeep Wrangler JK (2007-2018) aftermarket backup camera and spare tire mount, combining convenience and functionality seamlessly. Featuring a high-quality sensor for clear imaging, a wide-angle view, and an IP67 rating for durability against all weather conditions.