

Can I connect my Bose solo 5 TV sound system to multiple products?

You can connect your Bose Solo 5 TV sound system to only one product at a time. Soundbar Power on your Bose Solo 5 TV sound system (see page 18). Your Bose Solo 5 TV sound system tries to connect to the two most recently- connected Bluetooth® devices, including your Bose Home Speaker or Bose Soundbar.

How do I connect Bose solo 5 to my mobile device?

Once paired, the Bose Solo 5 system appears connected in the device list. 4. On your Bluetooth device, play music to stream to your soundbar. 1. Press and hold for 10 seconds, until the Bluetooth indicator blinks blue. 2. On your mobile device, delete Bose Solo 5 system from the Bluetooth menu.

How do I connect Bose solo 5 to my soundbar?

Settings on the Home screen. 3. Select Bose Solo 5 system from your device list. Once paired, the Bose Solo 5 system appears connected in the device list. 4. On your Bluetooth device, play music to stream to your soundbar. 1. Press and hold for 10 seconds, until the Bluetooth indicator blinks blue. 2.

Is the Bose solo 5 manual available in English?

Yes, the manual of the Bose Solo 5 is available in English. Is your question not listed? Ask your question here Manual Bose Solo 5. View the Bose Solo 5 manual for free or ask your question to other Bose Solo 5 owners.

Does the Bose solo 5 have an audio input?

It also has an optical audio input and an auxiliary input, allowing you to connect it to a wide range of devices. The sound quality of the Bose Solo 5 is optimized to deliver clear and balanced audio.


Can a Bose solo fit under a TV?

ent guidelines: o The Bose Solo system is designed to fit under TVs that weigh no more than 40 lb (18 kg) and have bases no wider than 20" (508 mm) and no deeper than 10 1/4" (260 mm). Many 42" and most 32" TVs and smaller meet the s. System Setup The base of your TV should be centered on the top of the system and must not hang over a

# BOSE SOLO 5 TV SOUND SYSTEM INSTRUCTIONS



? What is the difference between the Bose TV Speaker and the Solo 5 TV sound system? (please refer to your universal remote control for programming instructions and the appropriate Bose IR codes). Also, the ???



SOLO 5 TV SOUND SYSTEM. 1 / 724 . Page: 1.  
User manual. The Bose Solo 5 soundbar can be easily connected to your TV using either an optical audio output or an HDMI connection. It also has a coaxial audio input, allowing you to connect other audio devices directly to the soundbar.




The Bose Solo 5 TV sound system is a one-piece soundbar that brings noticeably better sound to all your favorite TV programs. It's engineered to help clearly reproduce everything from dialogue to details. And for even more clarity, its dialogue mode makes every word easier to hear. This soundbar is so versatile you can place it almost anywhere.

# BOSE SOLO 5 TV SOUND SYSTEM INSTRUCTIONS



We have 6 Bose Solo 5 TV Sound System manuals available for free PDF download: Owner's Manual, Faq, User Manual Important Safety Instructions. Regulatory Information. Introduction. About your TV sound system. System features. Unpacking. Placing the soundbar. Sample soundbar placement.



The Solo 5 system joins the Bose Solo 15 system in the Bose Solo family. It's small and versatile enough to be placed in front of the TV, on a shelf, or wall-mounted, measuring just 21.6" wide, 3.4" deep and 2.8" high. The Solo 5 system features two drivers for spacious performance. Similar to the Solo 15 system, it has a separate "dialogue"




Bose(R) Solo 5 TV Sound System Owner's Guide  
??? Gu?a del usuario ??? Notice d'utilisation . 2 -  
English Important Safety Instructions Follow all  
instructions. 5. Do not use this apparatus near  
water. 6. Clean only with a dry cloth. 7. Do not block  
any ventilation openings. Install in accordance with  
the manufacturer's instructions.


# BOSE SOLO 5 TV SOUND SYSTEM INSTRUCTIONS



User Manual - Transcript. Page 1 - German - :  
Owners Guide Brugervejledning  
Bedienungsanleitung Gebruikershandleiding Gu?a  
del usuario K?ytt?ohje Notice d'utilisation Manuale di  
istruzioni Kezel?si ?tmutat? Brukerveiledning  
Podr??cznik u? 1/4 ytkownika Manual do  
Propriet?rio Bruksanvisning BOSE SOLO 5 TV  
SOUND SYSTEM Page 2 - English - : 2 ???



BOSE(R) SOLO 5 TV SOUND SYSTEM. 2 -  
ENGLISH ITN SE INSINS Please read and keep all  
safety and use instructions. Important Safety  
Instructions 1. Read these instructions. 2. Keep  
these instructions. 3. Heed all warnings. 4. Follow  
all ???



Step 1: Place the system A. Move your TV aside  
and turn it so you can see the connection panel. B.  
Place the Solo system where you had your TV.  
Placement guidelines: ??? The Bose Solo system is  
designed to fit under TVs that weigh no more than  
40 lb (18 kg) and have bases no wider than 20"  
(508 mm) and no deeper than 10 1/4 " (260 mm).




# BOSE SOLO 5 TV SOUND SYSTEM INSTRUCTIONS



SOLO 5 TV SOUND SYSTEM. 1 / 724 . Page: 1.  
Manual. View the manual for the Bose Solo 5 here,  
for free. This manual comes under the category  
sound bars and has been rated by 85 people with  
an average of a 8.5. My Bose Solo 5 soundbar  
constantly readjusts itself. I have connected it to the  
headphone jack of my Acer laptop because I watch my



Bose(R) Solo 5 TV Sound System Owner's Guide  
??? ??? !V"S(:#%? ^!AE Follow all instructions. 5.  
Do not use this apparatus near water. 6. Clean only  
with a dry cloth. 7. Do not block any ventilation  
openings. Install in accordance with the  
manufacturer's instructions. 8. Do not install near  
any heat sources, such as radiators, heat



BOSE(R) SOLO 5 TV SOUND SYSTEM. 2 -  
ENGLISH ITN SE INSINS Please read and keep all  
safety and use instructions. Bose Corporation  
hereby declares that this product is in compliance  
with the essential requirements and other relevant  
provisions of Directive 2014/53/EU and all other  
applicable EU directive requirements. The complete