



What is Cadillac owner privileges roadside service?

Cadillac Owner Privileges Roadside Service provides several Cadillac Owner Privileges at "no charge", throughout your or 50,000 Miles 180,000 Kilometers. EMERGENCY following situations: TOWING SERVICE BATTERY LOCK FUEL FIAT TIRE CHANGE Tire replacement/warranty coverage determined by manufacturer. 1995 Cadillac Warranty Period...

Does Cadillac have a telecommunication device for the Deaf?

Cadillac has installed special Telecommunication Devices for the Deaf (TDD) in the Roadside Service Center. customer who has access to a communicate with Cadillac by dialing from the United States Canada: 1-800-TDD-CMCC or 1-800-833-2622 - daily, 24 hours.

What is covered under a 1995 Cadillac warranty?

EMERGENCY following situations: TOWING SERVICE BATTERY LOCK FUEL FIAT TIRE CHANGE Tire replacement/warranty coverage determined by manufacturer. 1995 Cadillac Warranty Period... Page 352 Items covered are hotel, meals and rental car.

How do I contact a Cadillac dealership service technician?

Huw Do You Reach Roadside Service Dial toll-free Roadside Service number: 1-800-882-1112. Page 355 In many cases, the advisor at the Roadside Service Center can provide instructions to get you back on the road. To resolve more complex problems, the advisor Cadillac dealership Service Technician.


CADILLAC SEDAN DEVILLE 1995

ENGINE DIAGRAM POWER

STEERING SYSTEM



Fuse box diagrams for Cadillac DeVille (1997, 1998, and 1999), including the location of blocks, a list of fuses and relays, and their assigning. The underhood fuse block is located next to the engine air cleaner/filter on the driver's side of the engine. Lift the cover to gain access. Power Steering Pressure Switch, Low Refrigerant



Find the 2003 Cadillac DeVille parts diagram for easy reference and identification. including the shock absorbers, control arms, and stabilizer bars. Additionally, it will outline the steering system components, such as the power steering ???



Deville base 4.9 fuel system problems. Switch. Back up lamp. Transmission safety start/warning. 1995 Cadillac Deville Base 4DR. Genuine Cadillac Part - 01994359 (D2287A, 01994334). Ships from Wholesale Parts Online - Bob Hook Chevrolet, Louisville KY Also cause startup and idle issues is the power steering pressure switch I had ???

CADILLAC SEDAN DEVILLE 1995

ENGINE DIAGRAM POWER

STEERING SYSTEM



RADIO Radio Wiring Diagrams, with Amplifier (1 of 2) for Cadillac DeVille 1995List of elements for Radio Wiring Diagrams, with Amplifier (1 of 2) for Cadillac DeVille 1995:(behind right rear seat) g303(upper right kick panel) g203AntennaAntenna outputAntenna relayAudio commonBareBattery powerCoaxial cableComputer data lines systemDistort limitDtat ???



Cadillac DeVille fuse box diagram - layouts and locations. Cigarette lighter fuse. Photo examples of location. POWER STEERING PRESSURE SWITCH, EXHAUST GAS RECIRCULATION (EGR) VALVE, TRANSAXLE SHIFT SOLENOIDS A & B, EVAPORATIVE EMISSION CONTROL SOLENOID, POWERTRAIN CONTROL MODULE (PCM), TORQUE CONVERTER CLUTCH ???



Cadillac DeVille (1995) ??? fuse box diagram. Year of production: 1995. Cadillac DeVille ??? fuse box diagram ??? engine compartment. Fuse name: Usage: DISTR: IGNITION CONTROL MODULE: SIR: SENSERING DIAGNOSTIC MODULE: PCM (IGN) POWER STEERING PRESSURE SWITCH, EXHAUST GAS RECIRCULATION (EGR) VALVE, TRANSAXLE SHIFT ???

CADILLAC SEDAN DEVILLE 1995

ENGINE DIAGRAM POWER

STEERING SYSTEM



The suspension and steering system of the 1995 Cadillac Deville are responsible for ensuring a smooth and comfortable ride. The parts diagram reveals the locations of critical components such as the control arms, ball joints, struts, ???



Free PDF's with detailed information for the 1988 Cadillac DeVille Service Repair Manual + Wiring Diagrams. No authorization needed. PCV system; PFI specifications; Power steering; Power windows side; Pre-alignment checks; This 1959 Shop Manual has been prepared by the Service Department of the Cadillac Motor Car Division to aid



Power, luxury, and size: this 1995 Cadillac Sedan DeVille represents the last generation of the large classic Caddys. So when you can find a low mileage example, the value goes beyond the fuel-injected V8 under the hood and the well-coordinated luxury interior. This seventh-generation DeVille is arguably the final showing for classic Cadillac

CADILLAC SEDAN DEVILLE 1995

ENGINE DIAGRAM POWER

STEERING SYSTEM



Vacuum Line Diagram 1966 Cadillac Deville.
Started by aarettler, October 30, 2011, 11:29:32 PM. The power lock system, if so equipped is covered in the Fisher body manual. The power locks are vacuum if so equipped, not electric. 1970 Cadillac Sedan DeVille 1970 four door Convertible w/Cadillac Warranty



The Cadillac DeVille is a model name used by Cadillac over eight generations, originally to designate a trim level of the 1949 Cadillac Series 62 and later for a standalone model in the brand range. The last model marketed specifically as ???



Discover common issues with the 1995 Cadillac DeVille, from power window failures to oil leaks, along with repair estimates and recall info on RepairPal . Troubleshoot a car problem; Ask a 1995 Cadillac DeVille question; Free Cadillac DeVille repair estimates; Car care advice; Power Steering Pump Replacement (\$411 - \$566) in Trumbull

CADILLAC SEDAN DEVILLE 1995

ENGINE DIAGRAM POWER


STEERING SYSTEM



The Deville is a front wheel drive saloon (sedan) automobile with a front mounted engine, from Cadillac. The 4.6 litre engine is a naturally aspirated, double overhead camshaft, 8 cylinder that develops 275 bhp (279 PS/205 kW) of power at 5600 rpm, and maximum torque of 407 N·m (300 lb·ft/41.5 kgm) at 4000 rpm.



New here: 1993 Deville my power steering fluid filter is the Metal one pictured by the discussion starter above. The filter is leaking so got a replacement but no OEM available. The aftermarket ones are meant to connect to a 3/8" hose with clamps.



The Cadillac Deville is a saloon (sedan) with 4 doors and a front mounted engine which transmits the power to the front wheels. Steering: power assisted rack & pinion: turns lock-to-lock: Turning circle: Front suspension: Rear suspension: 1995 Cadillac Deville added 2021-01-02. Last modified 2021-01-02. Permalink: <https://>

CADILLAC SEDAN DEVILLE 1995

ENGINE DIAGRAM POWER

STEERING SYSTEM



I'm currently an automotive technology student at a local community college, and I'm attempting to fix the power steering on my wife's '93 Cadillac DeVille. So far, I have replaced the Power Steering Pump and the Rack & Pinion. Still no power assist. Today we diagnosed the CCR module and discovered that the module is bad.



Follow these steps to add power steering fluid to a 1995 Cadillac DeVille 4.9L V8. Difficulty steering is a common symptom for low power steering fluid level in a 1995 Cadillac DeVille 4.9L V8. 1997 Cadillac DeVille 4.6L V8 Sedan. Change center stop light. Don't be the guy with your third ???



My 88 Cadillac sedan Deville-gold executive has 203,000 miles and uses a quart every 3,000 miles! a 2000 Cadillac Deville with a North star engine should not be using oil using oil is not normal.


CADILLAC SEDAN DEVILLE 1995

ENGINE DIAGRAM POWER

STEERING SYSTEM



Before diving into the wiring diagram for your 2004 Cadillac Deville stereo system, it's important to understand the components and functionality of the system itself. Having a clear understanding will make the wiring process much easier and ensure that you have a successful installation.



Cadillac Deville - full-size cars of American firm Cadillac, branches of corporation General Motors issued in 1949-2005. Two-door coupe - the Cadillac Coupe Deville was produced from 1949 to 1993, four-door sedans - Cadillac Sedan Deville from 1956 to 2005, and from 1964 to 1970, the open convertible Cadillac Deville Convertible was manufactured.



The Deville is a motor car from Cadillac, with front wheel drive, a front located engine and a 4 door saloon (sedan) body style. Steering: power assisted rack & pinion: turns lock-to-lock: Turning circle: Front suspension: 1995 Cadillac Deville. 4 door sedan/ saloon FF 4A 4893 cm 3 /298.6cuin 203 PS 200 bhp 149 kW. 8 cyl, 4.9& ell;, I

CADILLAC SEDAN DEVILLE 1995

ENGINE DIAGRAM POWER

STEERING SYSTEM



The Cadillac Deville 1995 V8 4.9L Workshop Manual is an indispensable resource for automotive technicians and Cadillac enthusiasts seeking comprehensive information and instructions on how to service and repair the ???



Naturally, there is no smog pump, just the balancer pulley, water pump, power steering, alternator and AC. (Water Pump pulley is not on the engine in this photo)
576-1970-deville-coupe-472-belt-problems.html Can you do me a favor, could you measure the alternator spacer that sits behind the lower alternator bolt?



Devil comes equipped with a 4.9-liter V8 engine that delivers ample power and a smooth ride. The engine is paired with a 4-speed automatic transmission, providing seamless shifting and optimal performance on the road. The radio wiring diagram for a 1995 Cadillac DeVille provides a detailed schematic of the electrical connections

CADILLAC SEDAN DEVILLE 1995

ENGINE DIAGRAM POWER

STEERING SYSTEM



Once you have obtained the serpentine belt diagram for your Cadillac DeVille, take the time to study it carefully. The serpentine belt is an essential component of the engine in a 1997 Cadillac DeVille. It is responsible for driving multiple systems, including the alternator, power steering pump, water pump, and air conditioning compressor



Cadillac DeVille is a luxury sedan that comes equipped with a powerful and advanced engine. The engine diagram provides a detailed illustration of the various components that make up the engine, allowing mechanics and enthusiasts to have a better understanding of how the engine works. This ensures optimal fuel efficiency and power