




View & download of more than 795 Chicago Electric PDF user manuals, service manuals, operating guides. Saw, Power Tool user manuals, operating guides & specifications Show all Chicago Electric Battery Charger manuals . Biscuit Joiner. Models . Document Type Show all Chicago Electric Welding System manuals . Winches. Models . Document



SPECIFICATIONS Item Capacity Load Test Capacity Display Meter Test Cycle Battery Cable / Clamps Overall Dimensions Features Description 6 and 12 VDC battery tester with charging system output 100 amps; 50~1000 cold cranking amps Analog, 0~16 VDC (maximum) 10 seconds per test with 1 minute cool down; 3 tests in 5 minutes 16-3/4 inch; Copper



Chicago Electric Manuals; Battery Charger; 66783; Set up and operating instructions manual; Download manual. Advertisement. Download Chicago Electric 66783 Set Up And Operating Instructions Manual . Chicago Electric 66783: Set Up And Operating Instructions Manual Battery Charger Chicago Electric 68859 Owner's Manual & Safety

CHICAGO ELECTRIC POWER SYSTEM BATTERY CHARGER INSTRUCTIONS



Only use this Charger Engine Starter with lead acid, rechargeable type batteries. Remove battery caps to check liquid level inside battery. If liquid is not present or if liquid appears to be frozen, do not attempt to charge battery. 2. Do not use this Charger Engine Starter as a low voltage system power supply except in automotive applications. 3.




View and Download Chicago Electric 68859 owner's manual & safety instructions online. 18 VOLT NiCd QUICK CHARGER. 68859 battery charger pdf manual download. Sign In Upload. Download Table of Contents Contents. Chicago electric battery float charger operating instructions 42292 (3 ???




The term ???Battery Charger??? in the warnings refers to your mains-operated (corded) Battery Charger. 1. Work area safety a.Keep work area clean and well lit. Cluttered or dark areas invite acci-dents. b.do not operate battery chargers in explosive atmospheres, such as in the presence of flammable liquids, gases or dust. Battery Chargers

CHICAGO ELECTRIC POWER SYSTEM BATTERY CHARGER INSTRUCTIONS



Car Stereo System Manuals; Car Speaker Manuals;
Car Video System Manuals; Chicago Electric
Battery Charger User Manual. Pages: 14. See
Prices; Showing Products 1 - 10 of 10 I need a
manual for a Chicago Power Tool DP515 Looking
for a user or parts manual for a Chicago Power
Looking for a part for my model JD610424 THE
PART



I need the instruction manual for the Chicago
Electric Power Systems Item 66783 6V/12V Battery
Charger and Engine Starter. Specifically to charge a
Craftsman Lawnmower battery. Asked by Linda on
05/17/2011 0 Answer



1. This Battery Charger must only be used on
lead-acid, rechargeable type batteries. Do not use
this Battery Charger to charge household, dry-cell
batteries. Dry-cell batteries may explode causing
personal injury or property damage. 2. Do not use
the Battery Charger as a low voltage system power
supply except in automotive applications. 3. Do

CHICAGO ELECTRIC POWER SYSTEM BATTERY CHARGER INSTRUCTIONS



View and Download Chicago Electric 38391 set up and operating instructions manual online. 12 volt Jump-start and power supply. CHICAGO ELECTRIC 38391 power supply pdf manual download. Also for: 38391. specifications Start Amps Peak Amps Battery 12 V, Lead-Acid, Rechargeable Charging Current = 0.18A Booster Cables #4 Gauge, 17" Length



Power tool manuals and free pdf instructions. Find the user manual you need for your tools and more at ManualsOnline. Car Stereo System Manuals; Car Speaker Manuals; Car Video System Manuals; Car Amplifier Manuals; Car Satellite Radio Manuals; Car Satellite TV Manuals; Question About Chicago Electric Battery Charger 66783 Manual or



item 8 Chicago Electric Power Systems 66783 6V/12V Battery Charger/Engine Starter Works Chicago Electric Power Systems 66783 6V/12V Battery Charger/Engine Starter Works \$64.99 See all 8 - listings for this product

CHICAGO ELECTRIC POWER SYSTEM BATTERY CHARGER INSTRUCTIONS



Battery Float Charger: 12 volts DC, 5 to 125 amp hours Voltage Output: 13.5 VDC Dimensions: 1-3/4 x 1-1/2 x 2-1/4 inches Total length from power module to connector clips: 53 inches Input Voltage: 120 volts AC, 60 Hz, 14 watts Remove battery cell caps before charging. Caution: Make sure battery is vented (if battery is maintenance free and non



5. Reverse connections at battery. Remedy: 1. Continue charging battery. Charger Engine Starter will continue to reset itself until the battery charge reaches a chargeable level. 2. Check and/or replace battery. 3. Wait until Charger automatically resets itself. 4. May be the wrong switch position. 5. Shut off Charger and correct cable lead



Turn the Jump-start Power Switch (18) on the back of the unit to the "OFF" position. For technical questions, please call 1-800-444-3353. SKU 96157 Do not use this system in the place of a vehicle battery. **sERVICE uNPACKING Page 5:** Jump-Starting Connect the red Positive Battery Clamp (27) to the vehicle's positive battery terminal.

CHICAGO ELECTRIC POWER SYSTEM BATTERY CHARGER INSTRUCTIONS



View and Download Chicago Electric 46944 assembly and operating instructions manual online. CHARGER / ENGINE STARTER, 6/12V. 46944 battery charger pdf manual download. Sign In Upload. Download Table of Contents Contents. Chicago electric maintenance battery charger operating instructions 12 volt / 2 amp output (5 pages)



The Chicago Electric Battery Charger is remarkably versatile in terms of compatible battery types and sizes: 12V lead-acid batteries ??? The 40A bank can charge lead-acid batteries from 14Ah up to 300Ah, making it suitable for car, boat, RV, motorcycle, and deep cycle batteries.




View and Download Chicago Electric 8884 set up and operating instructions manual online. 3-IN-1 Jump-start. 8884 remote starter pdf manual download. Fluorescent Light, Cell Phone Charger Radio, Fan, Depth Finder Video Recorder/ Player, Spotlight Small Power Tool, Bilge Pump Electric Cooler Air Compressor, Vacuum SKU 8884 For technical

CHICAGO ELECTRIC POWER SYSTEM BATTERY CHARGER INSTRUCTIONS



New boxed Chicago electric 12 volt automatic battery float charger maintainer instructions included. part# 41288 prices: \$9.95-\$13.45; specifications baterchar: 65834 Chicago Electric Power Systems Battery Charger Bx (59.3% similar) Manual . Manuals online lightly used condition. 99857 Chicago Electric Battery Charger-maintainer



View and Download Chicago Electric 3418 assembly and operation instructions manual online. BATTERY CHARGER/STARTER. 3418 battery charger pdf manual download. Chicago electric battery float charger operating instructions 42292 (3 pages) It is not intended to supply power to a low voltage electrical system other than in an automotive




Chicago Electric 90636 Battery Charger User Manual. Open as PDF. of 6 Y AND Y AND. Y AND Y AND. Y AND. CHARGING SYSTEM TESTER CHARGING SYSTEM TESTER. CHARGING SYSTEM TESTER CHARGING SYSTEM TESTER. CHARGING SYSTEM TESTER. OPERATING INSTRUCTIONS. 3491 MISSION OAKS BLVD., CAMARILLO, CA 93011.

CHICAGO ELECTRIC POWER SYSTEM BATTERY CHARGER INSTRUCTIONS



Power tool manuals and free pdf instructions. Find the user manual you need for your tools and more at ManualsOnline. Car Stereo System Manuals; Car Speaker Manuals; Car Video System Manuals; Chicago Electric 99857 Battery Charger User Manual. Open as PDF. of 14 1.5 AMP ELECTRONIC . ONBOARD BATTERY CHARGER. 99857. SET UP AND OPERATING



View and Download Chicago Electric 99857 instruction manual online. How it Works Log In / Sign Up. Buy Points; How it Works; FAQ; Battery Charger plug must match a. the outlet. Never modify the plug in any way. Keep Output Wires (12) and Power 5. Cable (8) clear of fan, fan belt, pulleys and any other moving parts of the engine.



To locate your free Chicago Electric manual, choose a product type below. Automobile Battery Charger Manuals. Support; See Prices B; Battery Charger Manuals. Support; See Prices Need manual I need a manual for a Chicago Power Tool DP515 Looking for a user or parts manual for a Chicago Power