




Page 15 Form 6 triple-single microprocessor-based pole-mount recloser control Event recorder The TCC Editor II includes a complete database of standard recloser industry time current curves (TCC), both ANSI The Form 6-TS control contains capabilities to perform and IEC types, along with the ability to customize the Sequence of Events time



NE TCC curves emulate Cooper Power Edison (McGraw-Edison) N-Speed Fuse Links manufactured by the Eaton Corporation. Table 5 lists the TCCs of select Cooper Power Systems Form 4, 5, 6, and FX Recloser Controls available for the TripSaver II




Title: Form 6-LS loop-scheme recloser control product aid Author: Zoltun Design Subject: This brochure describes Eaton s Cooper Power series Form 6-LS microprocessor-based, pole-mount recloser control which is designed for use in distribution feeder loop sectionalizing schemes, with the reliable automation tools needed for substation and line applications.



Cooper Power Systems 6A00160121 Form 6 Series Pole-Mount Recloser Control | 12 Vdc ??? 48 Vdc, 5 mA Nominal Current, 5 milliseconds Minimum Operating Time. Overview: TCC Editor II, Idea Workbench, Data Profiler, and oscillography functions, including oscillography replay.



the load side. Cooper Power Systems distribution-class arresters provide excellent protection; see Catalog 235. ORDERING INFORMATION. To order an E-, H-, or L-group recloser: 1 e the chart below to construct a catalog number that describes the required recloser. 2 on Tables 2 through 13, specify the catalog number that describe the



Title: Form 6-TS/LS triple-single loop scheme recloser control product aid Author: Zoltun Design Subject: This brochure describes Eaton s Cooper Power series Form 6 Triple-Single/LS microprocessor-based, pole-mount recloser control which is designed for use in distribution feeder loop sectionalizing schemes in feeder applications.



Page 1 COOPER POWER Reclosers SERIES  
Effective July 2018 MN280075EN Supersedes May  
2017 Form 6 microprocessor-based rack-mount  
recloser control installation and operation  
instructions For type F6-R2 controls above serial  
number 20,000 or beginning with CP57. F6  
Recloser Control COOPER POWER SERIES Page  
2 CONTENTS OF THIS DOCUMENT ???



CMU medium voltage power fuses Eaton's Cooper  
Power??? series CMU power fuse is a boric acid,  
expulsion-style fuse. Suitable for both indoor and  
outdoor applications, the CMU power fuse provides  
an economical alternative to refillable fuses. CMU  
expulsion power fuses are available in three  
maximum voltage classes: 17 kV, 27 kV, and 38 kV.



Estas vistas le dan al usuario acceso a 45 curvas  
est?ndar de tiempo-corriente, m?s cinco curvas  
personalizadas y modificadores de curvas. El  
software ProView Forma 6 contiene cuadros de  
di?logo que permiten arrancar el TCC Editor II para  
personalizar estas curvas. Consulte la secci?n Uso  
del TCC Editor II de este manual.



The time-current curves are also selectable from a graphical TCC editor to visualize any modifications prior to configuring the control. Reclose intervals and reset time can also be programmed by the user.

Eaton's Cooper Power Systems

Controls-Accessory Cross-Reference Guide

Accessory Description Form 3A\* Form 4C Form

FXA Form FXB Form 5



R240-91-37 8.3 kV NXC Capacitor Fuse TCC

Curves R240-91-38 15.5 kV NXC Capacitor Fuse

TCC Curves R240-91-39 23 kV NXC Capacitor

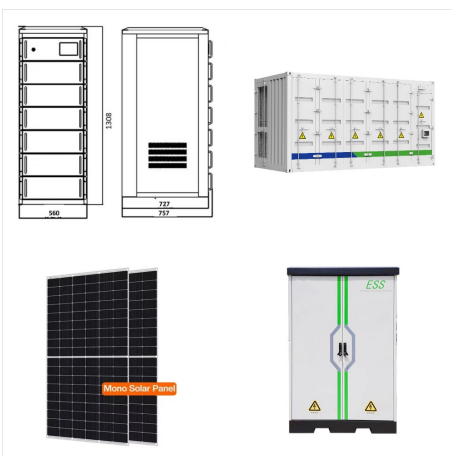
Fuse TCC Curves MN132014EN NXC

Current-Limiting Fuse Installation Instructions

Contact your Eaton representative for further

information or other applications. Eaton is a

registered trademark All other trademarks are property



View and Download Cooper Power Systems Form 6

Series installation and operation instructions manual

online. Microprocessor-Based Pole-Mount Recloser

Control. Form 6 Series controller ???






This specification describes the features of the Eaton Cooper Power series Form 6 Rack and Yard Mount Microprocessor-Based Recloser Controls with ProView 5.x application software. The time-current curves shall also be selected from a graphical TCC editor to visualize any modifications prior to configuring the control. Cooper Power Systems



The Cooper Power Systems ELSG full-range current-limiting fuse is designed for use in pad-mounted switchgear filled with Envirotemp FR3 fluid, mineral oil or approved equivalent. It may also be used to protect power transformers, feeders and other equipment that can benefit from its energy-limiting properties. The fuse provides



Page 1 COOPER POWER Reclosers SERIES Effective July 2018 MN280085EN Supersedes May 2017 Form 6 triple-single microprocessor-based yard mount recloser control installation and operation instructions; Page 2 CONTENTS OF THIS DOCUMENT SHALL NOT BECOME PART OF OR MODIFY ANY CONTRACT BETWEEN THE PARTIES. In no event will Eaton ???



Cooper Power Systems sales representative. ANSI Standards Kyle reclosers are designed and tested in accordance with the following ANSI standards: C37.60 and C37.85 and Analysis tools include fault locating, event recording, TCC Editor II, Idea Workbench, Data Profiler, and oscillography functions, including oscillography replay.



All Cooper logos, Cooper Power Systems, Kyle, ProView, Idea Workbench, Communications Workbench, and TCC Editor are trade- marks of Cooper Industries in the U.S. and other countries. You are not permitted to use Cooper trademarks without the prior written consent of Cooper Industries.



Title: Form 6-TS triple-single recloser control product aid Author: Zoltun Design Subject: This brochure discusses Eaton s Cooper Power series Form 6 Triple-Single (TS) microprocessor-based recloser control which provides protection, metering and automation of distribution feeders in substation and line applications.

# COOPER POWER SYSTEMS TCC EDITOR



Cooper Power Systems products meet or exceed all applicable industry standards relating to product safety. We actively promote safe practices in the use and maintenance of our products through our service literature, instructional training



Contact your Cooper Power Systems aid for service personnel. representative for additional information and order procedures. Page 48 All Cooper logos, Cooper Power Systems, Kyle, ProView, Idea Workbench, Communications Workbench, and TCC Editor are trade- marks of Cooper Industries in the U.S. and other countries. You are not permitted to use



1ST TCC 4 Interrogates or programs number of trip operations on 1st TCC (Phase and Ground) "4" numeric value RECLOSE 1 7 Interrogates or programs reclosing time after 1st trip operation "7" numeric value PHASE GROUND Toggles between Phase and Ground Display TCC1 2 Interrogates or programs 1st TCC (Phase and Ground) "2" numeric value OPER TO L.O



Each recloser includes integrated Cooper Power Systems designed current transformers for accurate secondary current input to the Cooper Form 6/FXD recloser control. Due to a single TCC Editor???, metering, and diagnostics for your application needs. To order a NOVA i recloser, electronic control, and control cable:



Eaton meets or exceeds all applicable industry standards relating to product safety in its Cooper Power??? series products. TCC Editor II, Idea Workbench, and oscillography functions, The control operates on 50 and 60 Hz systems. The control can be configured, by the factory or by the user, for a wide variety of applications.



Title: Form 6 pole-, rack- and yard-mount recloser control product aid Author: Zoltun Design Subject: This brochure discusses how Eaton s Cooper Power series Form 6 recloser controls provide trusted reliability in an easy-to-use, fully customizable system.