

Why is my DSC alarm beeping?

Watch the video here: [DSC 1616,1832,1864,Impassa,and Alexor Trouble Codes](#) DSC alarms provide top notch protection for you and your family. However,beeping is how your alarm communicates the trouble conditions or problems that you need to fixto ensure that your security system is in its tiptop shape. No problem.

How do I Stop my DSC alarm system from beeping?

1) Go to any keypad and make sure the system is disarmed. If not,enter your disarm code as usual. 2) Press the "#" key. This will silence your DSC alarm system keypads. With the noise eliminated,you can relax a bit and figure out what to do next. Be aware that the keypads COULD begin beeping again.

How do I know if my DSC alarm is working?

Check the alarm's memory by entering [*] and on your keypad. The system will display the most recent alarm activity. You can clear the alarms by resetting your DSC home alarm system. When your DSC Alarm has a yellow trouble light, this is a sign you need to troubleshoot a technical issue.

Why is my DSC keypad beeping?

These include things like low battery trouble, phone line failure, and communication problems, among many others. Note: DSC keypads also emit "normal" beeping caused by the "Chime" function. You can easily toggle this on or off by pressing and holding the "Chime" button on any keypad that has function keys.

How do I clear the trouble light on my DSC alarm?

If you need technical assistance, you can contact the alarm monitoring company. If there is a constant beeping from your system, you can silence the alarm by pressing the key. With these things in mind, you can now diagnose and clear the trouble light on your DSC alarm.

How do I Turn Off the yellow light on my DSC home alarm?

You can turn off the yellow light by clearing the alarms from your system's memory. Check the alarm's memory by entering [*]and on your keypad. The system will display the most recent alarm activity. You can

DSC POWER 832 MONITOR SYSTEM KEEPS BEEPING



clear the alarms by resetting your DSC home alarm system.



Check the Battery: After checking the battery of your DSC alarm system. If the battery is low, replace it with a fresh one to stop the beeping. **Inspect Power Source:** Make sure the power source to your DSC alarm system is connected and working correctly. In case there is an issue with the loss of electrical power, immediately deal with it.



System cannot sense a siren connection; Siren is damaged. Perform a **MANUAL** test to check to see if the siren sounds. If no sound please contact Support. If the siren was temporarily disconnected, please ensure that the wires are connected correctly. RED to +, BLACK to - [3] General System Trouble: System interconnection



In this tech tip, we'll look at how to adjust volume on DSC Power Series & Neo Security System. The LED Keypad for the DSC Power Series Security Alarm System and DSC Neo Security Alarm System does not have an LCD screen, and makes it slightly harder to do some of the administrative functions on the device. An LED Keypad would look like this:

DSC POWER 832 MONITOR SYSTEM KEEPS BEEPING



View and Download DSC Power 832 installation manual online. Security system. Power 832 security system pdf manual download. Also for: Pc5o15.

Sign In Upload. Download Table of Contents Contents. 5.11 Telephone Line Monitor (TLM)

When the TLM Enable option is selected, the panel will supervise the phone line and will indicate a trouble



If your power goes out or there's an issue with power being supplied to the alarm system, it might beep to alert you about the issue. Check the display for a code, such as "no AC" or "AC loss," to indicate that the electrical current isn't reaching the system. You can also look for signs of lost power in other areas of your home.



For a detailed review of the entire system, please view the DSC Power Series 1616 manual. the Trouble or System indicator will turn on and the keypad will beep every 10 seconds. DSC Power 832- Quick Guide; DSC Power ???


DSC POWER 832 MONITOR SYSTEM KEEPS BEEPING



& It;Back If your keypad is beeping or has the yellow triangle illuminated, that means that your system has a trouble condition. To find out exactly what it means, you'll need to press *2 on a keypad. If you have a full message keypad such as a PK5500 keypad, the keypad will give you some information as to what the ligh



The best way to stop your DSC alarm system from beeping is to reset the system. This can usually be done by pressing a reset button or by following the instructions in your system's user manual. Doing a reset will often restore the system to its factory settings and should stop it from beeping.




View and Download DSC Power 832 user manual online. Power 832 security system pdf manual download. Sign In Upload. Download Table of Contents Contents. Add to my manuals. Delete from my manuals. The transmission of the alarm to the monitoring station is d elayed for 30 se conds. If the alarm is not cle are d within the 30 se cond d elay

DSC POWER 832 MONITOR SYSTEM KEEPS BEEPING



Page 1 Installation Instructions The PC5904 Central Station Talk / Listen module is used in conjunction with the PC5908 (software version 1.10 or higher) or PC5928 Audio Interface modules for communication with the central monitoring station. Each PC5904 station has a separate microphone and speaker to both transmit and receive audio input. In addition, personnel at the ???



Monitoring This system is capable of transmitting alarms, troubles and emergency information over telephone lines to a monitoring station. If you inadvertently initiate an alarm, immediately call the monitoring station to prevent an unnecessary response. NOTE: The monitoring function must be enabled by the installer before it becomes functional.




This is a troubleshooting guide provided by DSC for the PowerSeries (Power432, Power832, Power864). This guide explains the various trouble conditions, represented by LED's on the panel's keypad, and how to troubleshoot those issues. No Contract Alarm Monitoring starting at \$10 a month! Learn More Product Manuals >> C power. Me asure ac

DSC POWER 832 MONITOR SYSTEM KEEPS BEEPING



The DSC 1832 shares similar wiring and programming with its predecessor, the DSC Power 832. The very popular DSC 832 has been discontinued, but the Power 1832 is more than adequate as a replacement. Both the 1832 and the 832 DSC alarm systems have been workhorses in the security business for years, and have been installed by professionals and



Customer: dsc 832 system keeps beeping trouble light is on Technician's Assistant: Who makes your safe or home security system? When we purchased our home it came with DSC Power 832 security system installed, however, the previous owner ???



Electronic Home Security Systems, Alarms and Devices - DSC Power 832 BEEPING - Hi, I have a DSC Power 832. Our phone line went out and the alarm system will not stop beeping, indicating there is "trouble" with the phone line. I was able to stop the beeping by running around the house to each keypad and setting the

DSC POWER 832 MONITOR SYSTEM KEEPS BEEPING



The first step is to stop the beeping so you can calmly trace and work on the trouble that caused the system to beep. Using any keypad, check if the alarm system is disarmed. If it is not, put in your disarm code.



Power booster batteries. A weak battery will beep occasionally if it is time for replacement. Therefore, if your fire alarm beeping occurs occasionally, it may be time to change the batteries with the new ones. If the alarm keeps beeping even after you have replaced the batteries, please consider a fire alarm inspection.



Arming the DSC alarm system puts it into a secured state. Typically, if your system is not arming, it suggests that there is a power failure. The DSC alarm system has a backup battery to keep it armed during a power outage. Failure to arm the systems puts your security and smoke detection at risk.

DSC POWER 832 MONITOR SYSTEM KEEPS BEEPING



If you have any more questions about how to use your system, or would like to contact us to ask about how we can service and monitor your commercial or business security alarm system, visit our [Contact Us](#) page, or use the form on the right side of this page. This tip is applicable for the following alarm panels: DSC-PC1616; DSC-PC1832; DSC-PC1864



Press the pound key (#) to stop the security system from repeatedly beeping. Check to see if the "System" or "Trouble" light is illuminated. Step 2. Press the star key (*) and then press the number 2 key. See if a number is displayed on the screen or if a zone number is illuminated. Step 3



Hey guys, Hayden here again from alarm systems store. And today we're going to be focusing on troubleshooting on the DSC alarm systems. So this is a DSC Neo, but this will cover additional DSC systems as well. They all use a very similar trouble menu to give you indication as to what is wrong with your system. So a

DSC POWER 832 MONITOR SYSTEM KEEPS BEEPING



About Your Security System Your DSC Power832 Security System has been designed to provide you with the greatest possible Monitoring This system is capable of transmitting alarms, troubles and emergency information over telephone the keypad sounder will beep. If the access code was entered incorrectly, the keypad buzzer will sound



Here are step-by-step instructions on how to perform a system/communications test of your alarm system (DSC Power Series or DSC Power Series Neo) Security Alarm Monitoring System, and how to silence that beep: Call Reed Security Support (306-653-3200




DSC (Digital Security Controls) is a world leader in electronic security. Since the company's genesis, the experts at DSC have been leading the way. From our revolutionary control panels, to our industry-leading IP alarm monitoring products and now to our sleek, contemporary self-contained wireless panels, DSC has always been front and center

DSC POWER 832 MONITOR SYSTEM KEEPS BEEPING



DSC Power 832- Quick Guide For a detailed review of the entire system, please view the DSC Power 832 system manual. The DSC Power 832 may have either a LED or LCD keypad. When user instructions differ between the keypads, the relevant procedure is noted. << Help Center Arm & Disarm the System Battery Bypass Protected Areas Date & Time Settings



Monitoring This system is capable of transmitting alarms, troubles and emergency information over telephone lines to a monitoring station. If you inadvertently initiate an alarm, immediately call the monitoring station to prevent an unnecessary response. NOTE: The monitoring function must be enabled by the installer before it becomes functional.



Dsc Power 832 Pdf User Manuals. View online or download Dsc Power 832 User Manual, Instruction Manual, Installation Instructions, Installation Manual Telephone Line Monitor (TLM) 37. Siren. 37. Test Transmission. 37. Transmission Delay. 38. Fire, Auxiliary, Panic Keys. 38. Security System Security Sensors Keypad Control Panel Cell Phone

DSC POWER 832 MONITOR SYSTEM KEEPS BEEPING



As each digit is entered, the keypad sounder will beep. If the access code was entered incorrectly, the keypad buzzer will sound steadily for two seconds. System Details. DSC Power 832 Series. DSC; System Details. DSC Power 832 Series. DSC; Fort Smith Office. 1118 S. Greenwood Fort Smith, AR 72901 P: (479) 782-4954 F: (479) 782-4095.



This alone gives you a good, basic home security system. The DSC 832 can be customized with zone expanders, enhanced alarm keypads, programming, and other options. Most of this also applies to the successor to the DSC 832, the DSC 1832. Learn more from these pages: The DSC Power 832 The DSC Power 1832. My DSC Home Alarm is Beeping! - Causes and



There are a couple of ways you can reset your alarm panel. The simplest is to power it down and then power it back on, which is called a power reset. Open up the panel and look for the power button. Hold it down until the panel turns off and there aren't any lights on. Wait a few seconds and then power it back on by pressing the button again.

DSC POWER 832 MONITOR SYSTEM KEEPS BEEPING



How to Check and Acknowledge a Trouble on a DSC PowerSeries. Here are step-by-step instructions on how to check and acknowledge a trouble on the keypad of a DSC Power Series Alarm Monitoring Panel on your DSC Power Series security alarm panel, and how to silence that beep: Press the # key to silence the beeping that accompanies the trouble.