

How to disable administrator account password?

Follow the below mentioned steps to disable admin account password. 1. Click on Start, open Control Panel. 2. Open User Accounts, select Manage other account. 3. Select the Administrator account and click on Remove the password. If you don't get the option to remove the password then there is no password set for the Administrator account.

How do I enable the administrator password?

Second, to enable the administrator password so the Dashboard prompts for it, navigate to Dashboard > Users > select the administrator user > User Profile > Password = On. To change the administrator user name, change the name in the User Name field.

Why can't I enter the administrator password?

And you don't see space to enter the administrator password, as because of some corruption with system files. This happens when current User Profile is privileged as Standard account. First try to boot your PC into Safe Mode, then try to change the account type to Administrator account through Control Panel.

What happens if the power-on Password is enabled?

With the power-on password enabled, the screen remains black, and you are prompted to enter a password as soon as you turn on the computer. The power-on password is set (enabled or disabled) in the System BIOS option window. By default, the power-on password is turned off.

How to bypass administrator password?

It is important to choose a reliable and trustworthy software program to avoid any potential harm to your computer. Ophcrack and Kon-Boot are two popular software programs that can help you bypass the administrator password and gain access to your computer.

How do I clear the power on password in the BIOS?

To clear the power on password in the BIOS, turn on the system and press the F10 key until you enter the

# ENTER ADMINISTRATOR PASSWORD OR POWER ON PASSWORD SYSTEM DISABLED



BIOS. Use the arrow keys to navigate to the security tab. Move over the power on password and press enter. If prompted for the old password, use the one you used to power up the system.



1. Use the unlock code posted above to enter the BIOS. 2. Disable all passwords that are enabled. 3. If asked for current password - type the unlock code. 4. For new password, just press ENTER key. 5. Repeat the same for verify password column. 6. Then leave the BIOS by saving & exit option to save the changes. Troubleshooting:



My up pavilion g6 series popped with the message enter adminstrator password or power on password and I tried my regular pass word that I always use to log in to no avail the system disable message came up as 51499367 if anyone can figure out the power on pass it would be greatly appericated.

# ENTER ADMINISTRATOR PASSWORD OR POWER ON PASSWORD SYSTEM DISABLED



Computer reads " Enter Administrator password or Power on Password. System Disabled code after 3 trys {68333918} NEED HELP! - 6107635 Computer reads " Enter Administrator password or Power on Password. System Disabled code after 3 trys {68333918} NEED HELP! Tags (2) Tags: Hp stream 11. Microsoft Windows 8 (64-bit) View All (2) 12 ???



How to Add a Password to the Administrator Account If you're going to use the administrator account regularly you should set a password, especially if you don't plan to disable the account. To set a password, launch ???



Under the password section select the enable/disable password option. If asked for a password to get into that section, enter the unlock code I posted. For new password, hit the enter key, and for the confirm password, hit the enter key. Then save the settings and restart the notebook.

# ENTER ADMINISTRATOR PASSWORD OR POWER ON PASSWORD SYSTEM DISABLED



My laptop upon turning on goes straight to an all black screen with a blue box in the middle that says "enter administrator password or power on password", and some of the advice I got from similar posts never seemed to work. Solved! If you don't get an 8 digit system disabled code with a little "i" in front of it after entering any BIOS P



Once all the steps are complete, restart the computer and wait for it to light up. Then, use the device without the Enter Administrator Password or Power on Password HP stream issues. That's how to reset a computer with this software. Part 4. FAQs About Enter Administrator Password & Power on Password



The other one is useful in shielding security to your computer that boots with a blue screen for "Enter Power on Password". In order to disable power on password on HP or other laptop or computers, it is crucial to first bypass power on password and gain back access to your computer and then disable it. As, the Power on password is very much

# ENTER ADMINISTRATOR PASSWORD OR POWER ON PASSWORD SYSTEM DISABLED



If you've forgotten your Windows password, there are several ways to retrieve or reset it: If your PC is on a domain, your system administrator must reset your password. If you're using a Microsoft account, you can reset your password online. For more info, go to the [Reset your password webpage](#).



(Enter administrator password or power on password ) then system disable 50725393 pls give password. Solved. Options. Mark Topic as New; Mark Topic as Read; ""System Disable = 59523204" Coloco no caixa de texto desse link e as senhas que geram I?, n?o funciona em nada, continua a mesma mensagem e a mesma tela.



Well when I booted the machine it gave me a message I have never seen before, "Enter Administrator Password or Power On Password". Well after doing some research on google I found out after entering the code in 3 times you are provided a message and code with "System Disabled" and of course the code which is [ i 92616666].

# ENTER ADMINISTRATOR PASSWORD OR POWER ON PASSWORD SYSTEM DISABLED



For no apparent reason system started booting to what seems to be a BIOS/Firmware password prompt: Enter Administrator Password or Power On Password . I've searched this forum and it seems there is a way to generate the code for it, but so far all the existing answers do not work for me. My system is a Pavillion x360 m3 Convertible PC, model




Enter any BIOS password 3 times and the PC should generate a system disabled (Halt) code. If it generates a numerical code enter it in the box at the link below and the site will generate an unlock passcode.



Solved: " Enter Administrator Password or Power On Password" System Disabled [ 55108269 ] Pavilion G6 - Windows 8 - 6379932 " Enter Administrator Password or Power On Password" System Disabled [ 55108269 ] Pavilion G6 - Windows 8. Solved! Go to Solution. Tags (2) Tags: HP Pavilion g6-2355sa.

# ENTER ADMINISTRATOR PASSWORD OR POWER ON PASSWORD SYSTEM DISABLED



I turn on laptop, immediately says enter administrator password or power on password. I don't know the passwords, then after 3 tries it says system - 9091102 I don't know the passwords, then after 3 tries it says system disabled [70651103]  
Tags (1) Tags: Microsoft Windows 8.1 (32-bit) View  
All (1) Category: Login Issue; I have the same



Notebook Operating System and Recovery; enter administrator password or power on password; enter administrator password or power on password. Solved. Options. Mark Topic as New; how to remove the enter administrator password or power on password? I know the password, just don't like it that every time I turn on my laptop or restart it I



Plug in the Power/AC Adapter (Leave the battery out for the moment) & Start the Notebook If you now see a password box, Please type the same Password I shared before and press enter Hope this helps, for any further queries reply to the post and feel free to join us again

# ENTER ADMINISTRATOR PASSWORD OR POWER ON PASSWORD SYSTEM DISABLED



Locate Security Settings: Once in the BIOS menu, navigate to the security settings tab. Look for an option related to power on password or system password. Disable the Password: Select the option to disable or remove the power on password.



Tipard Windows Password Reset offers a hassle-free solution for resetting administrator passwords and overcoming the notorious "Enter Administrator Password" or "Power on Password" prompts. This adaptable ???



HP System Disabled bios password with A-Code reset. If you forgot administrator or power on password and you want to remove it then this tutorial is for You. Alternative is to contact HP's support and hope that they understand your problem and are willing to help you with it, but as far as i heard they will offer you new motherboard for

# ENTER ADMINISTRATOR PASSWORD OR POWER ON PASSWORD SYSTEM DISABLED



a friend gave me their old laptop and they cant remember the administrator or power on password after three times of entering the wrong password it comes up with system disabled warning and an 8 digit code. is there a way for me to recover or change this type of password?its a Compaq PresarioCQ 56.



@Imunilat . Thank you for using HP Support Community. According to the Community's Rules of Participation:. 4d. No posts shall include instructions or directions intended to bypass or subvert security measures, including passwords, locking mechanisms, fingerprint scans, etc., or to bypass any safety measures.




HP 2000 NOTEBOOK PC LOCKED FOR ENTER ADMINISTRATOR PASSWORD OR POWER ON PASSWORD after three tries gives system disabled 58924591. Some one please provide me with a 8 digit code so I can access the BIOS. From my understanding the following are the steps to complete the task at hand. All that I am


# ENTER ADMINISTRATOR PASSWORD OR POWER ON PASSWORD SYSTEM DISABLED



Turn on the computer and enter the wrong password three times. Enter the System Disabled code and click "Get password". Power on the computer and enter the BIOS. Press the BIOS setup key as the system is booting up. Since you've reset the BIOS, things like your system clock will need to be adjusted.



Ok guy I was trying the method mentioned above and I may have stumbled on a way easier way to disable the annoying little blue administration or password on blue box as long as you know the password this worked beautifully ok here goes press the power on button hit the ESC key you'll start to hear beeping and that blue box will pop up enter the password when ???



Solved: Hi, I have a hp 15-dy1023dx laptop that I am trying to set up, but am getting a "enter administrator password or power on password" - 7899283 After 3 unsuccessful tries, the message "system disabled" comes up with an "A" and a number after it, and I have to turn the machine off and back on again to try again.

# ENTER ADMINISTRATOR PASSWORD OR POWER ON PASSWORD SYSTEM DISABLED



Solved: " Enter Administrator Password or Power On Password" System Disabled [ 76183219] - 6693997. Sign up ? " Enter Administrator Password or Power On Password" System Disabled [ 76183219] Solved! Go to Solution. ???