




Get the latest Gita Renewable Energy Ltd (539013) real-time quote, historical performance, charts, and other financial information to help you make more informed trading and investment decisions.




Gita Renewable Energy Ltd. was incorporated in the year 2010. Its today's share price is 162.75. Its current market capitalisation stands at Rs 66.93 Cr. In the latest quarter, company has reported Gross Sales of Rs. 0.84 Cr and Total Income of Rs.8.76 Cr. The company's management includes Manas Ranjan Sahoo, Sankaran Sivasailapathi, S Sekar




Quarterly & Annual Financial Results of Gita Renewable Energy Ltd Check latest quarterly results and compare financial performance over past years. Get latest Standalone, Consolidated and Segment wise financial results.



The Gita Renewable Energy Ltd stock price today is 172.60. What Is the Stock Symbol for Gita Renewable Energy Ltd? The stock symbol for Gita Renewable Energy Ltd is "GITR." What Stock Exchange Does Gita Renewable Energy Ltd Trade On? Gita Renewable Energy Ltd is listed and trades on the BSE stock exchange. Is Gita Renewable Energy Ltd a Good



Gita Renewable Energy Ltd Live BSE Share Price today, Gitarenew latest news, 539013 announcements. Gitarenew financial results, Gitarenew shareholding, Gitarenew annual reports, Gitarenew pledge, Gitarenew insider trading and compare with peer companies.



Gita Renewable Energy Ltd. shareholding pattern - Promoter holding and pledges, FII, DII, Mutual Fund holding change for the latest quarter. SHAREHOLDING SUMMARY. HISTORICAL PROMOTOR HOLDING. HISTORICAL MF HOLDING. HISTORICAL FII HOLDING. Promoters have decreased holdings from 69.93% to 69.91% in Sep 2024 qtr




Gita Renewable Energy Limited Live BSE Share Price today, Gitarenew latest news, 539013 announcements. Gitarenew financial results, Gitarenew shareholding, Gitarenew annual reports, Gitarenew pledge, Gitarenew insider trading and compare with peer companies.



The Gita Renewable Energy Ltd stock price today is 180.70. What Is the Stock Symbol for Gita Renewable Energy Ltd? The stock symbol for Gita Renewable Energy Ltd is "GITR." What Stock Exchange Does Gita Renewable Energy Ltd Trade On? Gita Renewable Energy Ltd is listed and trades on the BSE stock exchange. Is Gita Renewable Energy Ltd a Good



? Research Gita Renewable Energy's (BSE:539013) stock price, latest news & stock analysis. Find everything from its Valuation, Future Growth, Past Performance and more. Simply Wall Street Pty Ltd (ACN 600 056 611), is a Corporate Authorised Representative (Authorised Representative Number: 467183) of Sanlam Private Wealth Pty Ltd (AFSL No



The current status of Gita Renewable Energy Limited is - Active. The last reported AGM (Annual General Meeting) of Gita Renewable Energy Limited, per our records, was held on 29 June, 2022. Gita Renewable Energy Limited has four directors - Ramamoorthy Natarajan, Seshadri Sekar, and others. The Corporate Identification Number (CIN) of Gita



1. Is Gita Renewable Energy Ltd a good quality company? Past 10 year's financial track record analysis by Moneyworks4me indicates that Gita Renewable Energy Ltd is a below average quality company.. 2. Is Gita Renewable Energy Ltd undervalued or overvalued? The key valuation ratios of Gita Renewable Energy Ltd's currently when compared to its past seem to suggest it is in ???




Discover detailed historical data, explore the Gita Renewable Energy share price history over various time intervals to track performance trends. Gita Renewable Energy Ltd (Gitr) BSE. Currency in INR. Add to Watchlist. 180.70 +21.65 (+13.61 %) Closed 31/10. Fair Value.



Gita Renewable thEnergy Limited 12 Annual Report 2021???22 4 NOTICE NOTICE is hereby given that the 12th (Twelfth) Annual General Meeting for the year 2021-2022 of the shareholders of Gita Renewable Energy Limited will be held on Wednesday, the 29th day of June 2022 at 4:30 P.M. through Video Conferencing ("VC") / Other Audio Visual Means ("OAVM")



The Exchange has sought clarification from Gita Renewable Energy Ltd on January 02, 2024 with reference to significant movement in price, in order to ensure that investors have latest relevant information about the company and to inform the market so that the interest of the investors is safeguarded




Gita Renewable Energy Ltd ??? 171 1.12% 06 Nov - close price Export to Excel. Follow gitarenewable BSE: 539013 About. Incorporated in 2010, Gita Renewable Energy Ltd is engaged in generation of electricity from Non-conventional





Gita Renewable Energy Ltd Share Price - Stay updated with live BSE/NSE stock prices for Gita Renewable Energy Ltd. Access insights on performance, fundamentals, market cap, shareholding, financial reports, company profile, annual ???



Gita Renewable Energy Ltd has the 3rd highest P/E ratio according to FY202403 data among stocks in Power Generation & Distribution Sector Peer Comparison on Risk - Return Thanks for Liking, Please spread your love by sharing



Solar Power Plant Designer at Gita Renewable Energy Ltd ? Experience: Gita Renewable Energy Ltd ? Education: materials and research center ? Location: Tehran ? 401 connections on LinkedIn. View Marjan Mehrali's profile on LinkedIn, a professional community of 1 billion members.



Gita Renewable Energy Ltd Stock Price as on 03 Nov 2024 is Rs. 183.40.- Get GITARENEW BSE/NSE Share price, live charts, historical data, real-time updates, history, analysis, and forecast expert analysis on SAMCO



Gita Renewable Energy Ltd has informed BSE that the meeting of the Board of Directors of the Company is scheduled on 13/11/2024, inter alia, to consider and approve The standalone Unaudited Financial Results for the quarter and half year ended 30th September 2024.