

GITA RENEWABLE ENERGY LIMITED Gita Renewable Energy Limited is an India-based renewable engineering, procurement and construction (EPC) solutions provider. The Company is engaged in generating power from non-conventional sources. It mainly provides project design and engineering services and manages project execution.



Quarterly & Annual Financial Results of Gita Renewable Energy Ltd Check latest quarterly results and compare financial performance over past years. Get latest Standalone, Consolidated and Segment wise financial results.



Research Gita Renewable Energy's (BSE:539013) stock key valuation metrics while comparing it with its industry peers & market side by side. Is 539013 undervalued compared to its fair value, analyst forecasts and its price relative to the market? Valuation Score. 0/6. Valuation Score 0/6. Below Fair Value. Significantly Below Fair Value.

GITA RENEWABLE ENERGY STOCK PRICE



Gita Renew. Energy Share Price Today (): Gita Renew. Energy Stock Price (??? 169.05) Live NSE/BSE updates on The Economic Times. Check out why Gita Renew. Energy share price is down today. Get all details on Gita Renewable Energy shares news and analysis, Forecasts, Dividend, balance sheet, profit & loss, Quarterly results, annual report information, ???



GITA RENEWABLE ENERGY LTD. - Rediff MoneyWiz, the personal finance service from Rediff equips the user with tools and information in the form of graphs, charts, expert advice, and more to stay up-to-date and make informed decisions. Stock adjustment-----Raw material-----Power and fuel-----Employee expenses: 0.05: 0.04: 0.06: 0.05: 0.08




Gita Renewable Energy Ltd. (539013) - Get latest Gita Renewable Energy Ltd. Share Price live on BSE, along with Share Performance, Annual results & more. Stay up to date on stock prices and news.


GITA RENEWABLE ENERGY STOCK PRICE



Gita Renewable Energy Quarterly Results: Get the key information of Gita Renewable Energy Q1, Q2, Q3 and Q4 results, previous Quarterly Results, Quarterly Earnings and comparison on Economic Times. Benchmarks . Nifty 25,796.90-13.95. Stock Price Quotes



? Gita Renew. Energy Share Price Today (): Gita Renew. Energy Stock Price (??? 171.00) Live NSE/BSE updates on The Economic Times. Check out why Gita Renew. Energy share price is up today. Get all details on Gita Renewable Energy shares news and analysis, Forecasts, Dividend, balance sheet, profit & loss, Quarterly results, annual report information, ???



Incorporated in 2010, Gita Renewable Energy Ltd is engaged in generation of electricity from Non-conventional sources [1] Key Points. Business Overview: [1] [2] Read More. Market Cap ??? 70.3 ???

GITA RENEWABLE ENERGY STOCK PRICE



Stock of Gita Renewable Energy has delivered 4,097 per cent returns in one year. The stock, which closed at Rs 6.07 on October 29, 2020 rose to a high of Rs 254.80 on the Bombay Stock Exchange



Gita Renewable Energy Ltd Share Price - Stay updated with live BSE/NSE stock prices for Gita Renewable Energy Ltd. Access insights on performance, fundamentals, market cap, shareholding, financial reports, company profile, annual ???




FY 24. View detailed financials. 539013 Stocks Comparison. View detailed comparison *Annual. About Gita Renewable Energy Ltd. Gita Renewable Energy Ltd. is a private sector enterprise ???

GITA RENEWABLE ENERGY STOCK PRICE



Gita Renewable Energy Share Price Chart - View today's 539013 Stock Price Chart for BSE and NSE at Groww. Track Gita Renewable Energy Chart History including Candlestick & Periodic charts with different indicators.



Check Gita Renewable Energy Share Price ???160.00 Today: Evaluate if Gita Renewable Energy is Overvalued or Not, Access Valuation, Financials and Fundamental Analysis for informed investment decisions with up-to-date insights. Gita Renewable Energy stock performance - 1D; 1M; 3M; 1Y; 3Y; Max; PE Chart Key Ratios. P/E Ratio (SA): 209.63



Gita Renewable Energy Ltd stock price live, this page displays BO GITS stock exchange data. View the GITS premarket stock price ahead of the market session or assess the after hours quote. Monitor the latest movements within the Gita ???

GITA RENEWABLE ENERGY STOCK PRICE



Discover detailed historical data, explore the Gita Renewable Energy share price history over various time intervals to track performance trends. An estimate of a stock's true price based on valuation models like discounted cash flow, peer valuation multiples, and dividend discount models. Unlock Value. Day's Range. 161.10.



Gita Renewable Energy Ltd. (539013) - Get latest Gita Renewable Energy Ltd. Share Price live on BSE, along with Share Performance, Annual results & more. Stay up to date on stock prices and news.



Gita Renewable Energy Ltd stock price live, this page displays BO GTR stock exchange data. View the GTR premarket stock price ahead of the market session or assess the after hours quote. Monitor the latest movements within the Gita ???

GITA RENEWABLE ENERGY STOCK PRICE



Check Gita Renewable Energy Ltd live BSE/NSE stock price along with it's performance analysis, share price history, market capitalization, shareholding & financial report on ICICI Direct. Stocks Gita Renewable Energy Ltd share Price Today. BSE; Oct 31, ???




GITA RENEWABLE ENERGY LTD. - Rediff MoneyWiz, the personal finance service from Rediff equips the user with tools and information in the form of graphs, charts, expert advice, and more to stay up-to-date and make informed decisions.



Gita Renewable Energy Ltd Notebook. Gita Renewable Summary Chart Analysis Peers Quarters Profit & Loss Balance Sheet Cash Flow Ratios Investors Documents. Notebook. Stock Price CAGR; 10 Years: % 5 Years: 104%: 3 Years:-6%: 1 Year: 52%: Return on Equity; 10 Years:-3%: 5 Years: 0%: 3 Years: 7%: Last Year: 2%: Balance Sheet. Figures in Rs. Crores

GITA RENEWABLE ENERGY STOCK PRICE



Gita Renewable Energy Ltd Live BSE Share Price today, Gitarenew latest news, 539013 announcements. Gitarenew financial results, Gitarenew shareholding, Gitarenew annual reports, Gitarenew pledge, Gitarenew insider trading and compare with peer companies.