

How do I unlock my LG phone with a backup pin?

Now, your LG phone will direct you to a new interface with two unlock options; Unlock with backup PIN, or Unlock with linked Google Account. Enter your backup PIN in the space provided underneath the Unlock with Backup PIN section.

Why do I need a backup pin on my LG phone?

That's why the LG device prompts you to have a backup PIN set as well which can be used as a backup if the face or voice recognition fails. Even in case of pattern lock, if you forget the pattern, backup PIN can help. So, backup PIN is set while setting up screen lock on LG phones. Part 2: How to setup/change backup PIN on LG phone?

How to set a backup pin on LG devices?

The backup PIN can be set or changed easily once set on LG devices. It is set while selecting screen lock on the device and complements pattern lock, face recognition lock or voice recognition lock on LG devices as the second layer of lock screen if you don't remember the pattern lock or the device fails to recognize your voice or face.

How do I unlock my LG phone if I fail 5 times?

1. Unlock with the backup PIN is very easy. When you try to unlock your phone but fail 5 times, your LG phone will automatically ask for the PIN code to unlock. 2. Or, you can see the Backup PIN option on your screen when you lock your phone. Tap it and input your PIN code to get access to your phone.

What if I forget the password on my LG phone?

If you forget the password of the screen lock, you can also unlock your LG phone with other credentials, such as a backup PIN. In general, you are supposed to be asked to create a backup PIN when you created a password, pattern, or fingerprint on recent LG phones.

Can I unlock my LG phone if the password is unreachable?

Optionally, it's also available to use a Backup PIN to unlock your LG phone when the password is unreachable. It is expected that the goal will be met, provided that you have configured a Backup PIN when

HOW TO BYPASS BACKUP PIN ON LG POWER X



you set the password at the beginning.



Steps to factory reset on LG phone: Step 1: Power off your LG device. Step 2: Next, press and hold the volume down and power buttons simultaneously. Step 3: When the LG logo comes on, temporarily release the power button only, then press it again. Step 4: Now, take your hands off both buttons when the factory reset screen is displayed.



If your LG X Power 3 smartphone is running very slowly, hanging, you want to bypass the screen lock, or you have a full memory and want to erase everything, or you want to sell or give it away and want to ensure that nobody can access your files and passwords, you can do a factory reset to restore it to its original state like the first day.. In the following steps we explain how to ???



First, power it off, hold both "Power + Home + Volume Down" keys for a few seconds and release the "Power" and "Home" keys while pressing "Volume Up". Step 3: The phone will start to download the recovery file, and when finished, click " Remove Now ", and your LG's screen lock will be removed instantly.


HOW TO BYPASS BACKUP PIN ON LG POWER X



Follow this post to learn how to bypass LG lock screen without reset or computer. you can not only bypass pattern lock on LG phone but also PIN, password and fingerprints without losing data. Step 1: Press the Power button to power off your LG phone. And then press and hold the Power button, Volume Up button, and the Home button at the



Here is how the LG Secure Startup PIN bypass can be done via hard reset: Step 1: First, turn off your LG smartphone. Step 2: Once the device is off, press the Power button + Home button + Volume Up button simultaneously for a few seconds.



Sometimes users may forget the lock screen pattern, PIN or password on LG phone and thus can not access the data, especially for the device that is laid aside for some days and now picked it up for some reasons. LG PC Suite: Manage LG Phone Data on PC/Mac How to Recover Photos, Videos from [???

HOW TO BYPASS BACKUP PIN ON LG POWER X



1. How to Unlock LG Phone with a Backup PIN. If you forget the password of the screen lock, you can also unlock your LG phone with other credentials, such as a backup PIN. In general, you are supposed to be asked to create a backup PIN when you created a password, pattern, or fingerprint on recent LG phones.



It's important to note that before you go to do a factory reset on the LG G4, you should back up all files and information to prevent any data from being lost. LG G4 Reset Password with LG Find My Mobile. Another option would be to use LG's Find My Mobile (Find My Android), similar to Find My iPhone.



How to unlock LG phone without code via Backup PIN? Go to the LG pattern lock. Move your finger across the lock randomly. You'll then get a prompt that asks you to try after 30 seconds. You should see the "Backup PIN"; just tap it. Here, input the backup PIN and press "OK". Enter the backup PIN again to unlock your LG device.


HOW TO BYPASS BACKUP PIN ON LG POWER X



It is recommended to backup data before proceeding to Hard Reset LG X Power 3. Hard Reset is performed at the time of selling the device to others or during software issues and slowness. Soft Reset is performed to clear the RAM, and to clear the temporary cache, this frees the device from the sluggishness and offers the device a quick



Step 4: Use LG Backup PIN. If you have enabled the LG Backup feature on your tablet, you may be able to use the backup PIN to unlock your device. The backup PIN is a security measure that allows you to access your tablet in case you forget your password or pattern. Here's how you can unlock your LG tablet using the backup PIN:



[Click here to check out how to bypass Google Verification in LG X Power 3](#) or [click here to watch the tutorial for your on our HardReset YT](#) to smoothly activate your LG device without Google account linked to your LG X Power 3.

HOW TO BYPASS BACKUP PIN ON LG POWER X



Method 3. Unlock LG Phone Forgot Password/Pin/Pattern with Google Login (only Android 4.4 and below) Method 4. Unlock LG Phone Forgot Password/Pin/Pattern via Recovery Mode; Method 5. Unlock LG Phone Pattern using a Backup PIN; Method 6. Unlock LG Phone by Factory Reset; Method 1. Best Way to Unlock LG Phone Forgot Password/PIN/Pattern without



Also Read: How to Reset LG Phone without Google Account > How to Factory Reset A LG Phone That Is Locked via Buttons. If you want to learn how to reset LG phone without password, you may always boot it into recovery mode and do a factory reset. Needless to say, after executing the factory reset, your phone will be completely reset and will function as if it ???



Part 5. How to Unlock LG Phone with Backup Pin. The backup PIN is a useful feature that enables you to unlock your LG phone without entering a password each time. These are the pins you set when you first set up your device. If you do recall your PIN, here are the steps to unlock your LG phone with Backup Pin: Start by turning off your LG device.

HOW TO BYPASS BACKUP PIN ON LG POWER X



Unlock your LG device effortlessly with our guide on 3 reliable methods using an LG bypass tool. Simple, hassle-free LG unlock solutions at your fingertips! press the Power button and the Volume-up key at the same time. Connect your phone to your computer using a USB cable while still holding the keys. Forgot LG Backup PIN; 9. Reset LG



2. How to Unlock LG Phone Forgot Password with a Backup PIN. Optionally, it's also available to use a Backup PIN to unlock your LG phone when the password is unreachable. It is expected that the goal will be met, provided that you have configured a Backup PIN when you set the password at the beginning.




Related questions: Imagine a situation where you bought a used LG X Power 3, and a previous owner forgot to log out and remove a Google Account. After a Factory Reset, you will see a message "This device was reset, to continue to sign in with a google account that was previously synced on this device", it literally means that LG X Power 3 is completely locked and useless.

HOW TO BYPASS BACKUP PIN ON LG POWER X



Choose "Android 6/9/10" and tap "Open Settings".
Enable "Pin" and select "Do not require" >
"CONTINUE". Step 7. Finally, bypass the FRP
Google account lock on your smartphone by
following the simple directions on the program
interface. Part 3: How to Bypass Google Account
Verification after Reset without PC Using SMS



Part 2. FAQs on Bypassing LG Lock Screen Without
Reset. How do I factory reset my LG phone to
bypass the LG lock screen? Power off your LG
phone > press and hold the Power button on the
right side of the phone and the Volume Down button
simultaneously. Release the two buttons when the
Factory data reset screen appears.



Related questions: Imagine a situation where you
bought a used LG K92 5G, and a previous owner
forgot to log out and remove a Google Account.
After a Factory Reset, you will see a message "This
device was reset, to continue to sign in with a
google account that was previously synced on this
device", it literally means that LG K92 5G is
completely locked and useless.

HOW TO BYPASS BACKUP PIN ON LG POWER X



If you are trying to remove your Google account from your LG phone after a factory reset, get this post and you can bypass LG Google account verification without a computer. Bypass Google Lock with a Pin-locked SIM Card. This solution is relatively easy and also yields good results. All you need is a Pin-locked SIM card and an unlocked



LG X power is a mobile/cell phone with dimensions of 148.9 x 74.9 x 7.9 mm (5.86 x 2.95 x 0.31 in), a weight of 139 grams,, a screen resolution of 720 x 1280 pixels (~277 ppi pixel density). It has a processor Quad-core 1.3 GHz Cortex-A53, a graphics card Mali-T720, a RAM memory 2 GB RAM and an internal memory of 16 GB.



Way 1: Hard Reset LG phone to Bypass LG Phone PIN/Pattern (erases all phone data) If you want to know how to unlock a LG phone screen locked, then you can always put it in recovery mode and perform a factory reset fore resetting your phone,making sure you already backed up the phone, then you can factory reset the device and restore from backup,because ???