



How do I Check my Black & Decker 20V lithium battery charger?

Some basic and key details when inspecting your Black and Decker 20V lithium battery charger instructions are as follows: Never overcharge any given battery, or overcharge. Check to see the rate of charge your battery is receiving, once the light (on the battery) flashes green, it's good to go and can be removed from the charger.

How do you charge a Black & Decker 20V Max battery?

Identify the nominal voltage of your battery. In the case of the Black & Decker 20V MAX Lithium-Ion Battery, this should be around 20V. Using a variable voltage power supply, manually charge the battery at a voltage slightly higher than its nominal voltage. The idea is to boost the battery's nominal voltage closer to its desired value.

What voltage do black and Decker lithium batteries come in?

Black and Decker Lithium batteries come in a variety of voltages, the most common being 12v and 20v. With each voltage the question is how long does it take for them to charge, and how long does that charge last?

Why is my Black & Decker battery not charging?

If so, please allow the battery to cool, then reinsert the battery on charger to try charging again. If this still does not work, please call Black & Decker Customer Service at 800-544-6986 during eastern business hours. US and Canada.

Why is my Black & Decker drill not charging?

Here are some common issues and troubleshooting steps to help you get your drill back up and running. If your Black and Decker drill battery is not charging, there may be several reasons why. First, make sure that the battery is properly connected to the charger. If the battery is not connected properly, it will not charge.

How long does a Black & Decker drill battery take to charge?

Overcharging your battery can cause it to overheat, which can be dangerous. Most Black and Decker drill batteries take between 1-3 hours to fully charge. It is important to keep an eye on the charging time and not leave the battery charging for longer than necessary. Once the battery is fully charged, unplug the charger

HOW TO CHARGE BLACK AND DECKER 20V LITHIUM BATTERY




from the power source.



The 20V MAX* POWERCONNECT??? BATTERY platform can be used across BLACK+DECKER(R) 20V MAX* products to power your projects.* Choose from lightweight options of 1.5Ah to 2Ah or opt for 3Ah to 4Ah to get more runtime per charge (1.5Ah, 3Ah and 4Ah sold separately) Made with high quality lithium-ion cells, POWERCONNECT??? batteries deliver reliable



BLACK+DECKER 20V MAX Battery, 1.5Ah Lithium Ion Battery, Extended Runtime, Compatible with Tools, Outdoor Equipment and 20V Vacuums (LBXR20) - Cordless Tool Battery Packs - Amazon Battery and Charger Included (LHT2220) \$87.99 \$ 87. 99. Get it as soon as Sunday, Nov 10. In Stock. Ships from and sold by Amazon . Total price:



What Are The Dimensions Of The Black And Decker Lithium 1.5Ah 20V Battery Charger? This is a question that we get a lot, and it can be tricky to find the answer! The dimensions of the black and decker lithium 1.5ah 20v battery charger are: Width: 3.5 ???

HOW TO CHARGE BLACK AND DECKER 20V LITHIUM BATTERY



Black and Decker 20V battery pinout describes how the battery's pins are arranged and configured. This arrangement is vital for ensuring that the power is distributed correctly within the battery. This allows for proper charging and discharging.



Customers say the Black and Decker battery offers good performance with quick charging times and compatibility with various tools. Many appreciate the longer run times compared to older models, making yard work more efficient. Hello STEFAN and thank you for taking the time to provide your feedback on the LBXR20CK 20V Max Lithium Ion Battery



The BLACK+DECKER LBXR2020-OPE 20-volt MAX 2.0 Ah lithium battery pack is designed to be compatible with BLACK+DECKER 20 Volt max lithium ion cordless tools and outdoor equipment. This battery is easy to install remove and is always ready to go due to the lithium battery's ability to hold a charge for an extended amount of time.

HOW TO CHARGE BLACK AND DECKER 20V LITHIUM BATTERY



Understanding The Black And Decker 20V Lithium Battery. The Black and Decker 20V Lithium battery is a popular choice for power tools due to its lightweight design and long-lasting performance. This battery type is known for its high energy density, which means it can hold a charge for extended periods, making it convenient for various projects.



? To charge a Black and Decker 20V Lithium battery, first, make sure that you have the correct charger for your drill model. Insert the battery into the charger and plug the charger into an electrical outlet. The red light on the charger ???



Your Black and Decker charger will automatically switch off when the battery is fully charged. You can tell, as the green light will be on. It's better not to leave the battery permanently connected. How long does an 18v battery last? An 18V rechargeable battery has a finite number of times it can be recharged.

HOW TO CHARGE BLACK AND DECKER 20V LITHIUM BATTERY



Customers say the Black and Decker 20V battery offers good performance and quick charging, making it a reliable choice for various tools like weed eaters and vacuums. Many users appreciate the extended run time ???



The BLACK+DECKER LBXR2020-OPE 20-volt MAX 2.0 Ah lithium battery pack is designed to be compatible with BLACK+DECKER 20 Volt max lithium ion cordless tools and outdoor equipment. This battery is easy to install remove ???




The 20V MAX* POWERCONNECT??? BATTERY platform can be used across BLACK+DECKER(R) 20V MAX* products to power your projects.* Choose from lightweight options of 1.5Ah to 2Ah or opt for 3Ah to 4Ah to get more runtime ???

HOW TO CHARGE BLACK AND DECKER 20V LITHIUM BATTERY



Customers say the Black and Decker 20V Lithium-Ion Battery is a reliable replacement for various tools, offering good power and quick charging capabilities. Many users appreciate the lightweight design and compatibility with multiple devices, enhancing ???



The BLACK+DECKER(R) BDCAC202B 20v Lithium- Ion 2amp Charger allows you to charge all BLACK+DECKER(R) 12-Volt MAX and 20-Volt MAX POWERCONNECT??? Lithium-Ion slide batteries quickly and efficiently. This charger can power 1.5Ah Lithium slide pack batteries in 45 minutes or less. The maintenance mode function automatically optimizes charging for longer ???



The 20V MAX* POWERCONNECT??? BATTERY platform can be used across BLACK+DECKER(R) 20V MAX* products to power your projects.* Choose from lightweight options of 1.5Ah to 2Ah or opt for 3Ah to 4Ah to get more runtime per charge (2Ah, 3Ah and 4Ah sold separately) Made with high quality lithium-ion cells, POWERCONNECT??? batteries deliver reliable power.

HOW TO CHARGE BLACK AND DECKER 20V LITHIUM BATTERY



For added peace of mind this charger is backed by a BLACK+DECKER 2 Year Limited Warranty. Fast charger recharges 1.5Ah lithium slide pack batteries in 45 minutes or less ; Allows you to charge 12V-20V lithium slide pack batteries ; Maintenance mode charging automatically optimizes charging for longer battery life ; 2 Ah output ; 2 year warranty



Compatible with 12V MAX* and BLACK+DECKER 20V MAX* lithium ion battery/ slide pack batteries ; Green light indicator shows battery is charging and when the BLACK+DECKER battery is fully charged ; BLACK+DECKER 20V Battery Charger recharges slide pack 1.5-Ah batteries in 40 minutes or less ; Battery and charger sold separately



Clean up the big messes and keep your home tidy with the POWERSERIES+ 20-Volt MAX Cordless Stick Vacuum. Made for large spills, you can do more cleaning with up to 25% more pickup on carpet and up to 44-minutes of runtime. Depending on the type of floor, the high-tech POWERSERIES+ vacuum automatically adapts its suction power with AutoSense technology ???


HOW TO CHARGE BLACK AND DECKER 20V LITHIUM BATTERY



Restoring your Black and Decker battery's charging functionality not only saves you time and frustration but also prolongs the lifespan of your power tools. Regular maintenance, proper storage, and timely troubleshooting are key practices in maximizing the performance and longevity of your Black and Decker batteries. By taking proactive steps



Leave the battery connected and charged for around 20 seconds. Finally, disconnect and try to charge the 18V Black and Decker battery as normal again. Smart chargers for lead-acid batteries using a pulse method to revive dead batteries.



BLACK+DECKER 20V MAX Lithium Battery Charger, Compatible With 12V and 20V Battery, Battery Sold Separately (LCS1620B) \$20.38 \$ 20.38. Get it as soon as Sunday, Nov 10. In Stock. Ships from and sold by Amazon .


HOW TO CHARGE BLACK AND DECKER 20V LITHIUM BATTERY



BLACK+DECKER 20V MAX Lithium Battery
Charger, Compatible With 12V and 20V Battery,
Battery Sold Separately (LCS1620B) \$22.45 \$ 22.
45. Get it as soon as Tuesday, Nov 5. In Stock.
Ships from and sold by Amazon . +
BLACK+DECKER 20V MAX* POWERCONNECT
7/8 in. Cordless Reciprocating Saw (BDCR20B)



? Black and Decker cordless drills use different
types of batteries, including nickel-cadmium
(NiCad), nickel-metal hydride (NiMH), and
lithium-ion (Li-ion). Each type of battery has its own
advantages and disadvantages, so ???



Lithium Ion. Battery Voltage (V) 20V. Charge time
(min.) 30. Charger Included. Charger Not Included.
Color Family. Black. Number of Total Batteries
Included. 1. Power Tool Accessory Type.
Customers say the Black & Decker 20V Lithium-Ion
Battery is a reliable option for light to ???

HOW TO CHARGE BLACK AND DECKER 20V LITHIUM BATTERY



BLACK+DECKER 20V MAX* POWERCONNECT
1.5Ah Lithium Ion Battery + Charger (LBXR20CK)
Futurebatt [1Pack] 6.0Ah HIGH OUTPUT
Long-lasting 20V Lithium Battery for Black and
Decker 20 VOLT LB20 LBX20 LBXR20 LBXR20B
LBXR2020 LBX4020 LB2X4020 LST220 Tool
Battery.