

How do I connect my Bose solo TV sound system?

Ensure that your TV has an available audio output port, such as an optical audio output or RCA outputs. Then, use the appropriate cable (optical or RCA) to connect the corresponding output on your TV to the corresponding input on the Bose Solo TV Sound System. How can I adjust the bass level on the Bose Solo TV Sound System?

Can I connect my Bose solo 5 TV sound system to multiple products?

You can connect your Bose Solo 5 TV sound system to only one product at a time. Soundbar Power on your Bose Solo 5 TV sound system (see page 18). Your Bose Solo 5 TV sound system tries to connect to the two most recently- connected Bluetooth® devices, including your Bose Home Speaker or Bose Soundbar.

Does the Bose solo TV sound system have additional input ports?

Unfortunately, the Bose Solo TV Sound System does not have any additional input ports. It is designed to be connected directly to your TV. If you wish to connect external devices, you will need to connect them directly to your TV, and the audio will be routed through the Solo TV Sound System.

How do I connect Bose solo 5 to my soundbar?

Settings on the Home screen. 3. Select Bose Solo 5 system from your device list. Once paired, the Bose Solo 5 system appears connected in the device list. 4. On your Bluetooth device, play music to stream to your soundbar. 1. Press and hold for 10 seconds, until the Bluetooth indicator blinks blue. 2.

How do I connect Bose solo 5 to my mobile device?

Once paired, the Bose Solo 5 system appears connected in the device list. 4. On your Bluetooth device, play music to stream to your soundbar. 1. Press and hold for 10 seconds, until the Bluetooth indicator blinks blue. 2. On your mobile device, delete Bose Solo 5 system from the Bluetooth menu.

Does the Bose solo TV sound system have a bass adjustment?

The Bose Solo TV Sound System does not have a separate bass adjustment feature. However, you can adjust the overall bass level indirectly by adjusting the bass settings on your TV or audio source. Can I connect external devices, like Blu-ray players or gaming consoles, to the Bose Solo TV Sound System?


HOW TO HOOK UP BOSE SOLO TV SOUND SYSTEM



The Bose Solo 5 TV sound system is a one-piece soundbar that brings noticeably better sound to all your favorite TV programs. "setup" may be an overstatement. Simply connect the Solo 5 system to your TV with just one audio cable (optical, coaxial or analog, in order of preference). The most noticeable difference is that the Bose




In case your TV does not provide an HDMI connection, you can connect the Bose Soundbar to the TV using an optical cable. Follow the steps to connect the Bose soundbar to your TV using an Optical Cable: Firstly, go get an optical cable. Now, connect one end of the optical cable to the Bose soundbar and the other to the TV. Go to the audio output



If available, use a 3.5 mm stereo-to-dual RCA adapter cable to connect the device headphone jack to your Bose system. If the device does not have a headphone jack either, it cannot send audio to another system???like your Bose system. In this case, connect the output of the audio source (i.e. the cable box or DVD player) to the Bose system.

HOW TO HOOK UP BOSE SOLO TV SOUND SYSTEM



If available, use a 3.5 mm stereo-to-dual RCA adapter cable to connect the device headphone jack to your Bose system. If the device does not have a headphone jack either, it cannot send ???



Looking to connect your Bose sound system to your Samsung QLED TV without an HDMI input? Discover the best methods and step-by-step instructions in this comprehensive guide. How To Hook Up A Samsung QLED TV. by La Verne Haun | 28 November 2023. Smart Home Gadgets. How To Connect Bose Soundbar To Samsung TV. by Rubie Mayhew | 22 ???



The Bose Solo TV sound system reveals much more of the depth and detail you're meant to hear in your favorite programs. The kind of sound most flat panel TVs simply cannot reproduce from their internal speakers. What's in the Box Bose Solo TV sound system Remote control Power cord Optical digital audio cable Analog cable

HOW TO HOOK UP BOSE SOLO TV SOUND SYSTEM



As front-runners for home audio, Bose soundbars pair seamlessly with top TV brands like LG. So, how to connect the Bose soundbar to the LG TV? To connect your Bose Soundbar to an LG TV, you first need to check the TV ???



To set this up: Connect your HDMI devices to the HDMI in's on the switch If you need more than 4 ports there are other HDMI #x1 switches out there; The TV & System Connect Output to your TV's ARC HDMI port. ARC is a special HDMI port that will send the TV's audio to your system; Connect the audio out to the RCA or Digital input of your system.



Page 1 Bose Solo 5 (R) TV Sound System Owner's Guide ??? Guida del usuario ??? Notice d'utilisation Setting Up the System Cable options Connect your TV to the soundbar using one of the two digital cable options. The optical cable is the preferred method for connection. Note: If your TV does not have an optical or coaxial connector, see


HOW TO HOOK UP BOSE SOLO TV SOUND SYSTEM



Bose Solo 5 TV sound system; Bose Solo 5 TV sound system Sold from 2022 ??? 2023 NOT YOUR PRODUCT? Help us provide the best support by confirming your product below. Email sign-up Automotive Systems; Support; Contact us; Find a store; About us; Work at Bose; Bose Partner Programme; Corporate sales, gifts & rewards; Bose Worldwide;



With one USB 2.0 port, the Bose Solo TV soundbar allows you to connect compatible devices, such as a USB flash drive, for easy playback of digital audio files. Additionally, it features audio (L/R) in, digital audio coaxial in, and digital audio optical ???



As front-runners for home audio, Bose soundbars pair seamlessly with top TV brands like LG. So, how to connect the Bose soundbar to the LG TV? To connect your Bose Soundbar to an LG TV, you first need to check the TV specifications for compatibility check. Next, you need to set up the TV for connection, after which you need to ensure the sound

HOW TO HOOK UP BOSE SOLO TV SOUND SYSTEM



Step 2: Connect The Fire TV With The Bose Soundbar. Once the adapter is connected with the Firestick and electric source, you need to connect the fire TV with the Bose soundbar. Look for the HDMI Input port on your Bose sounder and ???



Notes: ??? Make sure that your Bose Solo 5 TV sound system is within 30 ft (9 m) of your Bose Home Speaker or Bose Soundbar. ??? You can connect your Bose Solo 5 TV sound system to only one product at a time. Page 34: Reconnect To A Bose Home Speaker Or Soundbar Soundbar Power on your Bose Solo 5 TV sound system (see page 18).




? What is the difference between the Bose TV Speaker and the Solo 5 TV sound system? (HDMI cord sold separately). Most HDTVs are also HDMI-CEC enabled, meaning if you have such a TV and connect your Bose TV Speaker with an HDMI cable, you can continue using the same remote control you are currently using. Easy set up. I have only been


HOW TO HOOK UP BOSE SOLO TV SOUND SYSTEM



Recently, I helped a friend set up their Bose System. The Bose system, a Lifestyle 135 Series II Home Theater System, included 5 surround sound speakers, a subwoofer, and a main control hub. If you're eager to connect your Bose system to a new TV, this guide is for you. I'll walk you through the steps of maximizing your audio and visual



Thank you for choosing the Bose(R) Solo 15/10 TV sound system for your home. This stylish, unobtrusive speaker system is designed to fit under most 46" TVs and many 50" TVs. It delivers superb acoustic performance that will greatly enhance your TV viewing experience. Unpacking



The processed used to connect Bose to Samsung smart TV models is simple once the cables or wireless connection method is chosen. Numerous different options, exist with HDMI or optical cables being the most common. Wireless Bluetooth pairing is also an excellent means of connecting audio.