




CR2450-2P CMOS Lithium Battery with Molex Connector - 3V 1200mAh. A new-generation, long-lasting 1200mAh 3V CMOS battery which includes two CR2450 batteries in parallel with Molex connector. \$7.99 \$3.49. Item#: 17411 Age: 18+ (1 customer reviews) 18650 Lithium Cell 3.7V Battery Holder with Leads.



Each battery is 3V and 210mAh. You can use this battery for remote controls, computer motherboard CMOS, laptops, notebooks, etc. They are also great for powering brush robots, bristle bots, and toothbrush bots projects. Specifications: Wrapped CMOS CR2032 lithium battery with wire leads and connector pre-attached




NOTE: Write down your current BIOS Setup options before replacing the battery. Shut down the computer. Turn off all peripheral devices and unplug the computer. Remove the left side panel. Remove the bottom panel. Gently pry the battery from the socket [FIG.1].; Install the new battery with the plus + side up.. NOTE: You must replace the battery only with a CR2032 a?]




The ubiquitous CR2032 battery is a coin-shaped three-volt lithium-ion battery. This class of battery has a diameter of 20 mm and a thickness of 3.1 mm, with some slight variations. Commonly referred to as a CMOS battery or a coin battery, CR2032 battery units are often used in low-power applications, such as powering a computer's BIOS or a quiescent device's real a?|



Replace the battery with the exact same type of coin cell battery. Dell desktops use CR2032 coin cell battery (see the markings on the battery). See the documentation of your Dell desktop for model-specific information. Removing the CMOS battery erases the BIOS settings; Ensure to replace with a brand new battery. Do not install a used battery.



BEST SOLUTION FOR YOUR DEVICE: Rome Tech BIOS CMOS RTC replacement battery designed for reliable performance and high durability, it is guaranteed to maintain 80% of its rated capacity for 12 months from the date of installation. Rome Tech batteries are compatible only with the original equipment. **COMPATIBLE MODELS:** Lenovo ThinkPad T490s / Lenovo ThinkPad a?|



Locate the CMOS battery in the middle of the motherboard. Gently pry the battery from the socket [FIG.1]. Install the new battery with the plus + side up. Reinstall the cover. NOTE: The BIOS setting will be restored to their defaults when the battery is replaced. The date, time, passwords and any other custom settings will need to be re-entered



Buy Rome Tech BIOS CMOS RTC CR2032 Lithium 3V Coin Battery for Dell Alienware Alpha & Alienware Steam Machine Desktop Yellow Light Fix - CR2032CL-23-2: Batteries - Amazon FREE DELIVERY possible on eligible purchases



EEMB 10 Pack CMOS Battery CR2032 3V Lithium Battery with 2 Pin 2 Wire Cable and MOLEX Connector Computer Replacement Battery for Alienware M11 Dell E6520 Thinkpad T40 Rome Tech CR2032W CMOS Battery for Awow Ax41 Motherboard - Laptop Backup BIOS RTC 3V KTS CR2032W 731 Battery with 2 Wire Cable FI Connector (1-Pack)



KU144 - 3V Lithium CMOS Battery for Inspiron Latitude Optiplex Precision PowerEdge Studio Vostro XPS Computers. Item#: KU144. Full Name. Email Address. Phone Number. Preferred Contact Method. Quantity Needed? Are Compatible Substitutes Acceptable. Question. Submit Question



All this information is maintained with a near-quarter-sized lithium battery located directly on the motherboard of the computer. What Causes a Dead CMOS Battery. Corruption of CMOS is unfortunately very common. The a?|




The CMOS battery in my motherboard seems to have a nominal voltage of 3.0V. It's a lithium battery, model CR2032. In a certain forum they told me It is from here that I take the nominal value to be 3.0V.




EEMB CR2032 Batteries 20PACK 2032 Battery - High Performance CR2032 3V Lithium Battery, Button Coin Cell Battery DL2032, ECR2032, LM2032 for Watches, Calculators, Key Fobs, Smart Sensors dummy Maxell ML2032 2032 One Single Lithium Rechargeable Coin Cell Battery 3V Japan



3V CR2032 Lithium Coin CMOS Battery with 1.5" Wires with Connector This battery can be used with anything from personal computers, workstations and test equipment to telephones, copiers and remotes and laptop from Toshiba and others. Features. Battery Type: CR2032 coin cell with 1.5" wire leads Molex 51021 connector 1.25mm pitch



EEMB 10 Pack CMOS Battery CR2032 3V Lithium Battery with 2 Pin 2 Wire Cable and MOLEX Connector Computer Replacement Battery for Alienware M11 Dell E6520 Thinkpad T40. Rome Tech BIOS CMOS RTC CR2032 Lithium 3V Coin Battery for Dell Alienware Alpha & Alienware Steam Machine Desktop Yellow Light Fix - CR2032CL-23-2. 4.5 out of 5 stars. 594.



The memory battery (aka motherboard, CMOS, real-time clock (RTC), clock battery) [2] [10] is generally a CR2032 lithium coin cell. This cell battery has an estimated life of three years when power supply unit (PSU) is unplugged or when the PSU power switch is turned off. [11] This battery type, unlike the lithium-ion battery, is not rechargeable and trying to do so may result in a?



Shop 5Pcs KTS CR2032W For Laptop Motherboard Cmos Bios RTC batteries 3V Lithium Battery at discounted price 100% Original Brand New Battery Welcome to CAMFM- The High-Quality Battery Store Sign in or Create an Account



1. Find the location of CMOS battery on motherboard, appearance is as below image. 2. There is a latch used to secure battery on CMOS battery holder . 3. You can press the latch down by screwdriver . 4. Battery automatically pops up when the latch gets loose . 5. Remove the battery and replace with a new one. *Battery model:CR2032 3V Li-ion battery



EEMB 10 Pack CMOS Battery CR2032 3V Lithium Battery with 2 Pin 2 Wire Cable and MOLEX Connector Computer Replacement Battery for Alienware M11 Dell E6520 Thinkpad T40. 4.4 out of 5 stars. 222. 300+ bought in past month. \$9.55 \$ 9.55 (\$0.96 \$0.96 /Count) 5% off coupon applied Save 5% with coupon.



The most common CMOS battery chemistries are Lithium, Nickel Cadmium (NiCad) and alkaline. They are usually somewhere in the 3 to 7.2 volt range and either solder onto the motherboard or simply plug in via a snap-in connector (depending upon the computer manufacturer's design). cases, replacement of the CMOS battery is an easy task.



Obtain battery information. Unfortunately, most manufacturers do not list the exact type and model of the CMOS battery. Once you have located the battery, we recommend you write down its specifications (voltage, chemistry, wiring). If possible, remove the battery and take it to a retail location.



ML1220 cmos battery Lithium button cell 3V
ML1220 Rechargeable battery with solder tabs.
\$0.68-\$0.76. Min. Order: 1000 pieces. Previous
slide Next slide. 3V Cr2032 Cr2025 Cr2016 Cr1620
Cr2450 Cmos Pile Batterie Bateria Pilas Box
Lithium button battery for electronic devices toys.
\$0.16-\$0.20.



LJCELL 3PCS CMOS Battery for DELL Latitude
E5440 E5450 E6440 E6420 E7440 E7240
Alienware M11x R1 R2 Area-51 M9700 M9750
Laptop BIOS RTC CR2032 Battery with 2 Wire and
Connector. Battery Type: Lithium-Ion; Model #:
883951394479ABCD \$



Buy vnira CR2032 Lithium CMOS Coin Cell Battery
only for Rs. from Flipkart . Only Genuine Products.
30 Day Replacement Guarantee. Free Shipping.
Cash On Delivery! Explore Plus. Login. sensors,
medical devices (glucometers, digital
thermometers), sports devices (heart rate monitor,
bike accessories) Cmos battery, mother board
battery



A CMOS (complementary metal-oxide-semiconductor) battery is a coin-shaped lithium battery attached to the motherboard to retain the BIOS settings, date and time information, and others when you shut down and a?|



Duracell CR2032 3V Lithium Battery with Child Safety Features, 2032 Battery Lithium Coin Battery Compatible with Apple AirTag, Key Fob, and Other Devices, CR Lithium 3 Volt Cell - 9 Count Pack. 1 5 out of 5 Stars. 1 reviews. Premium Batteries Panasonic CR2032 3V Child Safe Lithium Coin Cell (2 Count) Add



Hello, I have s Asus K50IJ laptop that was at a tech-lab for couple of months because i was having trouble turning it on. the technician said that the reason was that there is a power problem in the mother board circuit. only after taking out and putting back in the cmos battery it would instantly turn on the laptop even before pushing the