

How to use ninja Pro system 1100 TM?


Using the Ninja Pro System 1100 (TM) Fig. 1 Fig. 2 BEFORE FIRST USE HOW TO ASSEMBLE Remove all packaging material and labels CAUTION: Make sure that the motor base from the appliance. is unplugged from the power source. 2 Wash the lids, pitcher, bowl and Place the motor base on a clean, dry, attachments in warm, soapy water with level surface.

How much power does a ninja pro 1100 have?

TECHNICAL SPECIFICATIONS Voltage: 120V.,60Hz. Power: 1100 WattsPitcher Capacity: 2.15 L (72 ounces) (9 cups) Bowl Capacity: 1.18 L (40 ounces) (5 cups) TOLL FREE: 1-800-798-7398 NJ602W\_30\_IB\_ENG\_100426.indd 4-5 Contents Thank you for Getting Started ... 6 purchasing Using the Ninja Pro System 1100 ...

Where can I send a ninja 1100 owner's manual?

Mail to the following address: o EURO-PRO Operating LLC4400 Bois Franc,Ville St.Laurent,Qu&#233;bec,Canada H4S 1A7 Owner's Name:... View and Download Ninja 1100 owner's manual online. Euro-Pro Blender User Manual.



It is vital to consult the user manual or contact Ninja customer support for specific troubleshooting steps to address the blinking power button issue. 5 Reasons Why Power Button Blinking on Ninja Blender. The power button on a Ninja blender may blink and not turn on for several reasons. Here are five possible explanations: Power supply issues:

# NINJA PRO SYSTEM 1100

## BLINKING POWER LIGHT



Reasons for Ninja Blender Power Light Blinking. There are a handful of reasons you may see your ninja blender power button blinking, so you'll have to check each possible cause to find the reason for the blinking. More often than it's a ???



Ninja blender power light blinking red? Here are some of the reasons ??? It's conceivable that the lid is used as a reminder that the main system isn't adequately fastened to the handle, requiring it to be aligned. When this warning appears, instead of allowing you to press the power button, it begins blinking red light.



Summary: Why a Ninja Blender Stops Working. In summary, the seven most common reasons why a Ninja blender stops working are: A lack of power, whether the fault is with the blender or the power supply. The Ninja blender motor overheating. The cup is filled beyond the MAXIMUM LIQUID line. The cup is not securely locked in place.

# NINJA PRO SYSTEM 1100

## BLINKING POWER LIGHT



Power: 1100 Watts Pitcher Capacity: 2.15 L (72 ounces) (9 cups) Bowl Capacity: 1.18 L (40 ounces) (5 cups) 6 TOLL FREE: 1-877-646-5288 7 The Ninja(R) Pro System 1100 is a professional, high powered innovative tool with a sleek design and outstanding performance, a true asset to any kitchen. It is perfect for ice



"1500 Watt Ninja pro blender. About 6 mo's since purchase. Used less than a dozen times. No response and power button ??? no light or action; not due to power at the outlet. Any thoughts, before I take it apart and disable all ???



When troubleshooting a blinking red power light on your Ninja blender, it's also crucial to check the connection between the blender container and the base. Make sure that the container is properly aligned with the base and securely locked in place. An improperly connected container can disrupt the power supply and trigger the blinking red light.

# NINJA PRO SYSTEM 1100 BLINKING POWER LIGHT



The instructions said nothing about a blinking power light or a full set of instructions. Reply. Angela | 25.09.2011 11:37 . Hi David, Great web site. I just bought my Ninja Pro System 1100 at BJ's Wholesale Club for \$129 +tax. I have a Vitamix, a Magic Bullet and now the Ninja. Each has its special function.



To troubleshoot the blinking power light on your Ninja blender, first, check the alignment of the arrows on the handle and lid. Ensure they are properly aligned. Next, make sure the lid is securely seated on the pitcher and that the blender is properly seated into the base. If the power light is flashing red indicating overheating, allow the



Ninja BL770 Mega Kitchen System, 1500W, 4 Functions for Smoothies, Processing, Dough, Drinks & More, with 72 Blender Pitcher, 64 Processor Bowl, (2) 16-oz. to-Go, Black, with 2 Nutri Cups + Lids The intuitive 900-peak-watt push-to-blend motor base powers through everything inside the cup to give you the best of Ninja blending. PRO EXTRACTOR



# NINJA PRO SYSTEM 1100


## BLINKING POWER LIGHT



Why Is My Ninja Blender Blinking Red? If you notice the power light on your Ninja blender blinking red, it signifies something is incorrectly assembled or there's an internal issue. The blinking light is an inbuilt safety feature that prevents the blender from running unless everything is properly locked in place.



Once the lid and handle arrow align, see if your Ninja blender is blinking red light now. Securely Lock the Lid Handle. Sometimes, when the lid handle of the blender is not fully pressed down, it fails to lock securely into place. This results in blinking the power button's red light on your Ninja blender.



Up to \$9 cash back? Try plugging another appliance into the same outlet to confirm it's providing power. Inspect the Blender Assembly: Make sure all parts are properly aligned and ???

# NINJA PRO SYSTEM 1100


## BLINKING POWER LIGHT



When you see your Ninja blender power button blinking, it means that the lid and handle are not aligned, the lid is not on properly, you're using the wrong lid, or the container is not properly connected to the Ninja blender base. It could also mean your Ninja blender is overheated.



The blender seems to have power but the power light is flashing. Blender is not Properly Assembled. The blade column may not be locked in to the bottom of the blender. Try taking the column out and reinserting it. What is the problem or repair required to my Ninja Kitchen Pro System 1100? Bruce Rice - Jul 15, 2019.



Reasons for Ninja Blender Power Light Blinking. There are a handful of reasons you may see your ninja blender power button blinking, so you'll have to check each possible cause to find the reason for the blinking. More often than it's a simple fix. So let's run through each check and got you blending safely again. Handle Arrows Not Aligned

# NINJA PRO SYSTEM 1100 BLINKING POWER LIGHT



Ninja Professional Blender 1100 watt questions -  
Why is the power light blinking? - Why won't it turn on - Why is the lid so hard to remove? - replacement fuse for Ninja blender? - Accidentally plugged into 220V outlet. - How to take the lid off - The base is blinking two white line ???




Read More: Ninja Blender Power Light Blinking: 5 Reasons and Fixes. Internal Power Issue In Your Ninja Blender. However, if the power light still refuses to come on and you know for sure there is power coming out of your wall socket, things are looking pretty grim. There are countless reasons why this could be happening.



Often, problems are indicated by the Ninja Blender power light blinking red or front panel lights blinking in unison. These safety features can be frustrating but help ensure safe operation and lower the risk of injury. Ninja BN701 vs Oster Pro 1200 Blender (2023 Review) Cookware 0. Best Low Wattage Air Fryers In 2023. Cookware 0. Best

# NINJA PRO SYSTEM 1100

## BLINKING POWER LIGHT



However, because of frequent usage, a blender may collapse or quit working; leaving you wondering about the power button blinking red on Ninja blender. If the Ninja power button blinks when you attempt to turn on your ninja blender but it does not respond, this suggests that it needs your attention. Why does my Ninja power button blink Red?



"1500 Watt Ninja pro blender. About 6 mo's since purchase. Used less than a dozen times. No response and power button ??? no light or action; not due to power at the outlet. Any thoughts, before I take it apart and disable all safety switches as should have been done in the design phase.



Carefully twist it clockwise until it snaps into place. If the pitcher doesn't snap in place, then the light will continue blinking. However, if you have properly set the pitcher on the base and the light is still blinking, that means there is another assembly issue. 2. Improper Arrow Alignment. The pitcher isn't the only part of the Ninja



# NINJA PRO SYSTEM 1100

## BLINKING POWER LIGHT



When the blender heats up, the red light starts blinking, indicating that the blender needs to cool down. 8. Dirty Blender. If everything is placed correctly and your Ninja blender is not overheated either, check to see if it is dirty from the inside. The more you use your Ninja blender; the more food particles accumulate inside it.



A blinking red power light on your Ninja Blender can be frustrating, but we've got you covered. resulting in the blinking power light and the blender's refusal to turn on due to the system incorrectly perceiving an unsafe lid position. Contact Ninja to inquire about their 2-year warranty coverage for your machine.



Plug in the motor base and press the power button. The power light should illuminate, indicating that the Ninja Pro System 1100 is ready to go. Step 4: Add Ingredients. The Ninja Pro System 1100 is a fantastic tool that can elevate your kitchen game, making food prep a breeze and enabling you to create a variety of dishes and drinks.

# NINJA PRO SYSTEM 1100

## BLINKING POWER LIGHT



If your Ninja blender's power button is blinking, it could be because the blender is overloaded. If the pitcher is full or there are too many ingredients in the blender, the motor will overheat and shut off. To fix this, unplug the blender and wait for it to cool down. Once it has cooled, you ??? Why is My Ninja Blender Power Button Blinking Read More >>



NJ602W\_30\_IB\_ENG\_100426 dd 1-1 Ninja Pro System 1100 ??? Page 2: Important Safety Instructions Return the appliance to EURO-PRO Operating LLC for examination, repair or adjustment. 7. DO NOT let the power cord hang over the edge of table or counter or touch hot surfaces such as the stove. Page 3: Table Of Contents




Why is the power light blinking on my Ninja blender? The power light on your Ninja blender may blink due to a safety feature indicating that the blender is not properly assembled or that there is an issue with the motor.

# NINJA PRO SYSTEM 1100 BLINKING POWER LIGHT



Why is the power light blinking? Ninja Professional Blender 1100 watt. 4 Answers and Ninja Kitchen System. Ninja and Vitamix are notable rivals in the high performance blender market. Some Ninja blenders include Pro Extractor blades to pulverize tough ingredients and release nutrients from fruits and vegetables. Another feature is Ninja



Customer: I have a ninja blunder pro system 1100. The power light comes on but when I hit blend it shuts off. Contractor's Assistant: I understand your Ninja blender is not working properly, and that must be frustrating. Can you tell me if this happens with all the blending cups or just one?



A blinking red power light on your Ninja Blender can be frustrating, but we've got you covered. resulting in the blinking power light and the blender's refusal to turn on due to the system incorrectly perceiving an unsafe ???