

Why is my Ninja Blender power light blinking?

If your power light is flashing, you need to diagnose the problem as soon as possible to prevent further damage. Here are the most common reasons for the Ninja blender power light blinking. The first thing to check when your Ninja blender power light is blinking is that you properly aligned the arrow with the arrows on both halves of the pitcher.

How to use ninja Pro system 1100 TM?

Using the Ninja Pro System 1100 (TM) Fig. 1 Fig. 2 BEFORE FIRST USE HOW TO ASSEMBLE Remove all packaging material and labels CAUTION: Make sure that the motor base from the appliance. is unplugged from the power source. 2 Wash the lids, pitcher, bowl and Place the motor base on a clean, dry, attachments in warm, soapy water with level surface.

How do I know if my Ninja professional Blender is working?

Check to see that the unit is plugged in and the jar is on the base and in the locked position, the red power light should be blinking. Then make sure the lid arrows match up and the handle is in the closed and locked position, the light will be solid. Can I make hot soup in the Ninja Professional Blender? No.

How much power does a ninja pro 1100 have?

TECHNICAL SPECIFICATIONS Voltage: 120V., 60Hz. Power: 1100 Watts Pitcher Capacity: 2.15 L (72 ounces) (9 cups) Bowl Capacity: 1.18 L (40 ounces) (5 cups) TOLL FREE: 1-800-798-7398 NJ602W\_30\_IB\_ENG\_100426.indd 4-5 Contents Thank you for Getting Started ... 6 purchasing Using the Ninja Pro System 1100 ...

Where can I send a ninja 1100 owner's manual?

Mail to the following address: o EURO-PRO Operating LLC 4400 Bois Franc, Ville St. Laurent, Qu#233;bec, Canada H4S 1A7 Owner's Name: ... View and Download Ninja 1100 owner's manual online. Euro-Pro Blender User Manual.


Why is my Ninja Blender not working?

The Ninja blender is picky. Make sure the lid is on with the spout directly opposite from the handle. And if the

# NINJA PRO SYSTEM 1100 POWER BLINKING




lid is not locked down completely, the power button will flash red and not start. ALSO... make sure the pitcher of the blender is on the base correctly.



Summary: Why a Ninja Blender Stops Working. In summary, the seven most common reasons why a Ninja blender stops working are: A lack of power, whether the fault is with the blender or the power supply. The Ninja blender motor overheating. The cup is filled beyond the MAXIMUM LIQUID line. The cup is not securely locked in place.



Power Button Won't Stop Blinking. What is wrong with my Kitchen System 1100? Dorothy Legg - Jun 24, 2016 Reply. What is the problem or repair required to my Ninja Kitchen Pro System 1100? Bruce Rice - Jul 15, 2019.



Ninja Professional Blender 1100 watt Why is the power light blinking? Ninja Professional Blender 1100 watt. 4 Answers . 5 Score. Why does the blender get loud and smell? Ninja Professional, and Ninja Kitchen System. Ninja and Vitamix are notable rivals in the high performance blender market.

# NINJA PRO SYSTEM 1100 POWER BLINKING



Pitcher On Ninja Blender Needs To Face You To Lock. The Ninja pitcher needs to be locked on with the front of the pitcher facing you. The pitcher needs to be locked down on the blender base as seen in the pictures. If you put the pitcher on backwards it will not work. To open the ninja blender: Press the power button to turn the blender off



When troubleshooting a blinking red power light on your Ninja blender, it's also crucial to check the connection between the blender container and the base. Make sure that the container is properly aligned with the base and securely locked in place. An improperly connected container can disrupt the power supply and trigger the blinking red light.



1. Why won't my Ninja Pro System 1100 turn on? Ensure the power cord is connected and the power button is glowing red. Check if the lid is securely fastened and the container is properly seated on the base. If these checks don't solve the problem, contact Ninja customer service. 2. Can I use the Ninja Pro System 1100 for hot liquids? No


# NINJA PRO SYSTEM 1100 POWER BLINKING



Often, problems are indicated by the Ninja Blender power light blinking red or front panel lights blinking in unison. These safety features can be frustrating but help ensure safe operation and lower the risk of injury. Ninja BN701 vs Oster Pro 1200 Blender (2023 Review) Cookware 0. Best Low Wattage Air Fryers In 2023. Cookware 0. Best



However, your blender wouldn't turn as the red light will still keep blinking. You can only make the lights stop blinking by ensuring that both arrows face each other. 3. Overheating. Perhaps you've been using your Ninja blender for a while, and suddenly the red light starts blinking out of the blue. What happened in this case?



If the power button is blinking, it means that the system is in a low-power sleep state. In this state, the system can still power on and off, but some features may be disabled. For example, the display may not turn on or the processor may not be able to run at full speed. Ninja Professional Blender 1000 Power Light Blinking. If you're


# NINJA PRO SYSTEM 1100 POWER BLINKING



Before we get blending, let's break down the key components of your Ninja Pro System 1100: Motor Base: The 1100-watt power station of your blender. 72-ounce Pitcher: The Ninja Pro System 1100 is a fantastic tool that can elevate your kitchen game, making food prep a breeze and enabling you to create a variety of dishes and drinks.




The Ninja Pro System 1100 is one of the most powerful blenders on the market today. With 1100 watts of professional performance, this versatile machine can handle even the toughest ingredients with ease. With pro-grade 1100 watts of power and advanced crushing technology, it makes smoothie-making and food prep easy. Follow the tips in this



This post was updated on 18th June 2023. Understanding the Ninja Blender Blinking Power Button. If you own a Ninja Blender and have noticed that the power button is blinking, you may be wondering what it means and if there's a cause for concern.

# NINJA PRO SYSTEM 1100 POWER BLINKING



Once the lid and handle arrow align, see if your Ninja blender is blinking red light now. Securely Lock the Lid Handle. Sometimes, when the lid handle of the blender is not fully pressed down, it fails to lock securely into place. This results in blinking the power button's red light on your Ninja blender.



FAQs Ninja Power Button Blinking. Here are a few frequently asked questions that might be on your mind. You might find this additional information helpful in your endeavors to fix your Ninja Blender. Can you reset a Ninja Blender? Unlike other kitchen appliances of blender brands, Ninja Blenders do not have a reset button. So, unfortunately



To troubleshoot and fix the blinking power button on a Ninja Blender, you can follow the steps below: Ensure that the blender is properly plugged into a working outlet and that there are no issues with the power supply. Examine the power button for any visible damage or debris causing it to malfunction.

# NINJA PRO SYSTEM 1100 POWER BLINKING



A blinking power light in a ninja blender generally indicates that one or more parts of the blender are not assembled correctly. and HVAC system needs to keep your home running smoothly. This post includes some affiliate links. and you will need professional help to fix that. Contact customer support to get the right guidance. But



FAQs about Power Button Blinking Ninja Blender 1. Why is the power button on my Ninja blender blinking red? The power button on a Ninja blender may blink red due to various reasons, such as misalignment of the lid and handle, the lid not being securely locked down, using the wrong lid, improper connection of the blender container to the base, overheating, or food ???



Ninja Blender Red Light Cause #1: Pitcher Is Not Installed Correctly. If the your Ninja blender is on but not working, the power button light and other LEDs (depending on your model) may be blinking red if your pitcher is not securely on the base. This is a common mistake that is easy for new Ninja blender owners to make.

# NINJA PRO SYSTEM 1100 POWER BLINKING



The second reason why your Ninja blender may be blinking red on the power button is if the lid hasn't locked in place well. Not a lot of blender brands have this kind of safety precaution. But it's handy to have in the case of Ninja to avoid the removable blade system from snapping out of the drive gear shaft.



NJ602W\_30\_IB\_ENG\_100426 dd 1-1 Ninja Pro System 1100 ??? Page 2: Important Safety Instructions Return the appliance to EURO-PRO Operating LLC for examination, repair or adjustment. 7. DO NOT let the power cord hang over the edge of table or counter or touch hot surfaces such as the stove. Page 3: Table Of Contents




Using your ninja blender correctly is critical to preventing blinking red power light issues. Never overload the blender. Overloading the blender can put extra strain on the motor, which can cause the blinking red power light issue. Always ensure that the blender lid is tightly closed before switching it on.

# NINJA PRO SYSTEM 1100 POWER BLINKING



The Ninja Professional Blender BL660 is a top of the line, counter top blender with a 1100 watt motor. The blender is on but the power button is blinking . Blender is overheating. Where is the fuse or circuit breaker on the BL660 Ninja Blender 1100w ? CHRIS SETTLE - ???



Conclusion ??? Ninja Power Button Blinking Red. In conclusion, ninja blender power button flashing red is usually a sign that the motor has turned off. This can also mean that you didn't put the lid on correctly or the food wasn't blended properly as it was supposed to be.




Ninja Professional Blender 1100 watt questions - Why is the power light blinking? - Why won't it turn on - Why is the lid so hard to remove? - replacement fuse for Ninja blender? - Accidentally plugged into 220V outlet. - How to take the lid off - The base is blinking two white line ???

# NINJA PRO SYSTEM 1100 POWER BLINKING



It is vital to consult the user manual or contact Ninja customer support for specific troubleshooting steps to address the blinking power button issue. 5 Reasons Why Power Button Blinking on Ninja Blender. The power button on a Ninja blender may blink and not turn on for several reasons. Here are five possible explanations: Power supply issues:



Resetting a ninja blender might differ slightly depending on the Ninja blender you have. You can get a more detailed overview of the ninja kitchen website. The ninja blend has a safety feature with prevents damage to the unit's motor and drive system in case you overload your appliance. If the appliance is overloaded, the motor will stop.



When the Power light blinks, another likely reason is that the lid is not secure or that you have aligned it incorrectly. As a result, the blender will not start, and the Power light will blink to notify you of a problem. How to fix it: There are 2 steps to resolving this issue.