



How do I fix a blinking Panasonic aircon timer light?

11 Helpful Ways to Repair Your Blinking Panasonic Aircon Timer Light

1. Turn Off Your Air Conditioner
2. Reset the Aircon Timer
3. Check All Components in Your Panasonic Aircon
4. Clean the Aircon Filter
5. Inspect the Wiring and Connection System
6. Check the Thermostat
7. Pay Attention to the Remote Control
8. Ensure Proper Installation
- 9.

How to fix light blinking on Panasonic air conditioner?

If you are facing any kind of light blinking problem on your Panasonic air conditioner then here's a very effective & easy working solution for you: Use the Panasonic Remote Control for retrieving the error code. Press the check button for 10 seconds to stop checking. Keep it pressed until you hear a beep sound. Now press the check button again.

Why is my Panasonic aircon blinking?

Turn Off Your Air Conditioner The first thing you can do to address this issue in your Panasonic aircon is to turn off the air conditioner and leave it off for a few minutes. This will give the aircon time to reset the system and clear minor software glitches. Once you turn it back on, check to see if the blinking timer light persists.

Why does my Panasonic AC timer light flash?

Panasonic air conditioner timer light blinks or flashes when there is an abnormal operation of your Panasonic AC and the unit stops operation. The timer LED will also blink when several Error Codes are displayed on your Panasonic AC: Error Code F91 - Refrigeration cycle abnormality error.

Why is my Panasonic air purification light blinking?

The Active e-ion Air Purification System is an advanced air purification system in your Panasonic AC. When it is not working properly and there's abnormal discharge at the filter, the blue (e-ion) light starts blinking immediately. Call a Panasonic HVAC expert to resolve the abnormal e-ion discharge issue.

Why is my Panasonic AC blue light flashing?

Panasonic air conditioner blue light flashing is an indication that the AC is on the "e-ion check mode". The Active e-ion Air Purification System is an advanced air purification system in your Panasonic AC. When it is


PANASONIC SPLIT SYSTEM POWER LIGHT FLASHING



not working properly and there's abnormal discharge at the filter, the blue (e-ion) light starts blinking immediately.



If your Panasonic aircon has a timer light that is blinking, it can be due to several different issues. First, check the power supply and ensure it is correctly connected to the air conditioner and the mains outlet. If this is not the case, ensure that all of the wires are securely connected, as loose connections can cause this issue.



Regarding my split type aircon, the timer is blinking and its not turning on, what could be the problem? 8 May 2023; Knowledge; Panasonic Inverter AC units has its own self diagnosis feature which it identifies the problem within the system. Is there a problem if the timer light is blinking? Number of Views 27.17K. How many years is the



Customer: My panasonic split is blinking the timer light. Ac trouble codes, cs-c12nkuw-1, timer light flashing, dual zone split system. Andr? R. Expert. 26,635 Satisfied Customers. when I enter the heat mode the power light flashes, on any. ???

PANASONIC SPLIT SYSTEM POWER LIGHT FLASHING



5. Refrigerant Leak. A refrigerant leak can reduce the cooling capacity of the air conditioner, causing it to work harder and potentially triggering the timer light to blink.. 6. Dirty Condenser Coils. Dirty condenser coils can reduce the efficiency of the air conditioner, leading to overheating and a blinking timer light.. 7. Electrical Wiring Issues




If your split system is flashing, it could be for a number of reasons. When the Mitsubishi Mr. Slim air conditioner is first turned on, the power light will blink green for a few seconds. This is normal and indicates that the unit is starting up properly. However, if the green light continues to blink after a few seconds, it means that



If the Aircon automatically turn off every 10-15 minutes and the timer light is blinking, it may indicate a problem with the timer setting. Here are some steps to troubleshoot the issue: Make sure the Aircon is properly plugged in and that the power supply is stable. For Panasonic Inverter Aircon, it has its own diagnosis feature which

PANASONIC SPLIT SYSTEM POWER LIGHT FLASHING



From time to time, we have heard Panasonic air conditioner owners complain about the abnormal behavior of the timer light blinking on their Panasonic AC. Most of them say that the light is turning on and off irregularly. We call it timer light blinking. It puts the air conditioner users into a panic. Professional mechanics take advantage of that.



The power indicator blinks during this operation. COOL mode - To enjoy cool air My panasonic split is blinking the timer light. Pressing the "check" button does nothing. CS-RE9PKR 5 years old the. Ac trouble codes, cs-c12nkuw-1, timer light flashing, dual zone split system. Andr? R. Expert. 26,691 Satisfied Customers.



Tips: Type (a question, phrase, series of words, or single word) in the Search by Keyword field then click the Search button. If known, enter the model number with a hyphen and the suffix (Ex: KX-TG4500G, DMC-ZS7K).

PANASONIC SPLIT SYSTEM POWER LIGHT FLASHING



I have a panasonic 7.4kw split system. The timer light is flashing and I can't get my air conditioner to work - Answered by a verified AU Appliance Technician Hi there and thank you for your question, Can you switch the unit off at the mains power for one hour to fully drain the controller and we have a panasonic split system




Why the indicator light @ replace filter is continuously blinking after I have replaced a new filter? What does blinking red light means in my aircon model CW-XU1021VPH? [Air Conditioner] Saya ingin memeriksa kondisi yang ditunjukkan oleh indikator (timer, operasi, Nanoe; indikator unit dalam-ruang berkedip, menyala, dll.) Why is the aircon not



Mini splits are highly efficient AC systems that provide both cooling and heating, while being able to service multiple zones. But like any AC system, mini splits can suffer their fair share of troubles and issues with time. In this detailed guide, we'll help you troubleshoot your troublesome mini split, whether it's heating, cooling, or other issues that need to be fixed.

PANASONIC SPLIT SYSTEM POWER LIGHT FLASHING



There are many reasons why your Panasonic TV's power light is blinking. It may be due to ???
Navigate to the "Setup" or "System" menu. Select the "Factory Reset" or "Reset" option. Confirm the reset by following the on-screen instructions.



Tips: Type (a question, phrase, series of words, or single word) in the Search by Keyword field then click the Search button. If known, enter the model number with a hyphen and the suffix (Ex: KX-TG4500G, DMC-ZS7K).




Indication of an error within the unit is a blinking timer display at the indoor unit. You may check the Error code based on the following procedures: (1)
Long press the CHECK button on the ???

PANASONIC SPLIT SYSTEM POWER LIGHT FLASHING



The flashing light is not a cause for concern in such a case. Related post: Does My Heat Pump Use O Or B Wire? (Find Out Now!) Heat Pump Flashing Light Meaning Heat Pump Flashing Green Light ??? Why? Fujitsu manual suggests that a flashing green timer LED indicates a fault. The interpretation of a flashing green light will vary with each model.




Panasonic Air Conditioner Timer Blinking FAQ Why is my Panasonic AC blinking orange? If you don't have a timer set or you've tried to reset the timer or turn off the timer, this usually means that a fault was detected. Try resetting the power by either unplugging the unit or cutting power at the fuse box for at least 15 seconds.



FREE Assessments take approximately 30 minutes. After your appointment, you will know your best options for cutting heating costs and maintaining comfort in your home. You can also book free in-home assessments online here: [BOOK AN ASSESSMENT](#) If you require service and repair please fill out the request form below.

PANASONIC SPLIT SYSTEM POWER LIGHT FLASHING



One of the most popular air conditioner brands in the market today, Panasonic is a world-renowned choice made by many satisfied owners. Whether it's a Panasonic 5 ticks or if you're using a Panasonic aircon multi split system, it is highly sought after nonetheless. However, this doesn't mean that it doesn't encounter its own set of problems.



Panasonic Aircon timer blinking light is indeed very common among its owners. You should not be surprised to have aircon problems since you are using it almost everyday, neither should you be panic. Read on to understand the issue you are having for your Inverter Panasonic Aircon and discover some useful tips to troubleshoot. Panasonic Aircon [???



If your system isn't turning on, there's a couple of things to check and do: 1. Check the power. Check your fuse box to ensure the fuse hasn't blown. Make sure the system is plugged in. Check/change the batteries in your remote. ???

PANASONIC SPLIT SYSTEM POWER LIGHT FLASHING



Customer: Hi i have an existing Panasonic split air con - and there green flashing light appears when I put the system on auto or heat function. No air comes out. Contractor's Assistant: What Panasonic model do you have? Customer: give me 2 secs - it is an old one - I'll go check Contractor's Assistant: Thanks for checking. What have you tried so far with your Panasonic ???



MINI SPLIT BLINKING LIGHT
TROUBLESHOOTING EXPERT Q& A to clear the code all you need to do is shut power off to the system for 5 mins then turn it back on. Turn the power off at the breaker panel or at the outdoor disconnect. I do not have any heat coming from my Panasonic mini split, when I enter the heat mode the power light flashes



How to solve Panasonic light blinking problem.
Panasonic aircon timer light blinking. 1. Check internal parts of the AC. 2. Inspect the electrical wiring. Panasonic aircon power light blinking. 1. Check the power supply. 2. Check for ???

PANASONIC SPLIT SYSTEM POWER LIGHT FLASHING



It is recommended that you switch off all electricity to the aircon before beginning any checks or repairs, as this reduces the significant risk of injury from electric shock. Locate the thermostat within your Panasonic aircon unit and check that it has been set to cool mode (or heat if necessary).