



Why is my power gear leveling system not working?

A common issue with the Power Gear Leveling System is a voltage drop between the controller and the jack valve. This can cause the system to malfunction or operate inconsistently. To check for voltage drop, follow these steps: Electrical components can sometimes be the culprit behind Power Gear Leveling System issues.

What is a power gear hydraulic leveling system reset?

The Power Gear Hydraulic Leveling System Reset is an important procedure that needs to be performed in order to properly maintain your RV's leveling system. This reset can help correct any issues related to the hydraulic jacks and levelers, such as slow response time or incorrect readings.

How do I Reset my Power Gear level?

Resetting your power gear level can be a tricky process if you don't know what you're doing. Fortunately, the steps are fairly simple and straightforward. To begin, make sure that all of your devices are powered off and unplugged from their power sources. Next, locate the reset button on the device.

What is a power gear leveling system service manual?

The Power Gear Leveling System Service Manual is a comprehensive guide that provides detailed instructions on how to install and maintain the system. It includes step-by-step procedures for troubleshooting, replacing parts, and other maintenance tasks.


How do I troubleshoot a power gear valid leveling system?

To troubleshoot a Power Gear Valid Leveling System, first check all components for any visible signs of damage or wear. Check that the system is properly connected to power and to the trailer hitch. Inspect the wheel sensors for proper positioning and cleanliness, making sure they are free from dirt and debris.

Do all power gear leveling systems have manual override valves?

Not all Power Gear leveling system pumps have manual override valves. Power units for double acting systems that have manual override valves have flexible rubber caps on the valves and a hex override nut under the button cap on the electric motor.

POWER GEAR LEVELING SYSTEM RESET



Power Gear(R) Leveling System. Lippert. Corporate Site Business Portal Lippert Store Investors Careers Team Member Intranet EMEA Site 408 S. Byrkit St Mishawaka, IN 46544 customerservice@lci1 432-LIPPERT (432-547-7378) Support. Support Documentation



POWER???GEAR LIMITED???WARRANTY
Power???Gear???warrants???to???the???original
???retail???purchaser???that???the???product???
will???be
free???from???defects???in???material???and???
workmanship???for???a???period???of???one???
(1)???year
following???the???retail???sales???date.???????P
ower???Gear???will,???at???its???option,???repa
r???or



The Power Gear leveling system on your coach is designed and built to give you years of trouble free leveling and stabilizing operation. To reset the system the coach ignition must be turned off, then back on and the "ON/OFF" pad must again be pushed. 1--;":::, DRIVE AWAY PROTECTION SYSTEM

POWER GEAR LEVELING SYSTEM RESET



System is in Prove Out Mode Normal Operation 3.
On/Off Light is On and Park Brake Light is Flashing
1. Depress On/Off Button to Stop Alarm Solutions
Are Listed in Sequential Order. Please Follow
Solutions In the Order Listed When Troubleshooting
Gear Shift in the Wrong Position Gear Shift Position
4. On/Off Light and Wait



To retain the quality for the leveling system use
genuine Power Gear parts and service assistance.
For the correct part or information for a particular
leveling system always mention the part number
listed on the major components label before
contacting Power Gear or the OE.M. Also know the
year, make,



The Power Gear leveling system is designed as a
"leveling" system only and should not be used to
provide service for any reason under the coach
such as changing tires or servicing the leveling
system. Note: This information was obtained from
Power Gear manual 82-L0379 Rev OE and manual
updates dated April 2005 through May 2012.

POWER GEAR LEVELING SYSTEM RESET



Holiday Rambler Imperial 43DSQ ??? Failure of Power Gear, Air/Hydraulic Leveling System (model no. 237798) ??? Manufactured by Valid Manufacturing Ltd. which was acquired by Lippert Hydraulics We acquired this coach in October 2016 from the original owner and have been on the road since the end of 2016 with two stops of thirty days each



Excursion 39S - Power Gear Leveling System Issue. Hi Everybody, After a 7 day camping trip I was retracting my Power Gear leveling jacks, using the Touch Pad P/N#500629, and at some point during the retraction there was a loud "snapping" or "popping" sound. reset his DC breaker, but so far I've been completely unable to track



How Do I Reset My Power Gear Leveling System?
To reset your Power Gear leveling system, follow these steps: 1. Calibrate the zero point in your controller. 2. Mount the system correctly with the arrow pointing to the front. 3. ???


POWER GEAR LEVELING SYSTEM RESET



Power Gear(R) Hydraulic Leveling System . Lippert.
Corporate Site Business Portal Lippert Store
Investors Careers Team Member Intranet EMEA
Site 408 S. Byrkit St Mishawaka, IN 46544
customerservice@lci1 432-LIPPERT
(432-547-7378) Support. Support Documentation



Troubleshooting Information on Power Gear
SEMI-AUTOMATIC LEVELING SYSTEM SET UP &
RE-CALIBRATION PROCEDURE Note: The
following set up and recalibration procedure is for
control 500674 or 140-1230 (used with touch pad
500675 or 140-1231) ??? After front to rear level is
achieved, turn level 1/4 turn and level coach from
side to side.



The use of the Power Gear Electronic Leveling
System to support the coach for any reason other
than which it is intended is prohibited by Lippert's
limited warranty. The Power Gear leveling system is
designed as a "leveling" Page 3: Safety Safety
Read and understand all instructions before
installing or operating this product.

POWER GEAR LEVELING SYSTEM RESET



When auto level is complete, the coach has returned to the; programmed level zero point. The green Power Gear LED in the center. of the leveling buttons should be illuminated. If the system does not level the coach, but instead all lights on the; touch pad illuminate, this means that the leveling zero point was not set



This helps in both changing the oil and even taking a look at your tires. While many companies manufacture these products, one of the best ones that you can go for is Power Gear. Power Gear. Power Gear is a famous company that is known for manufacturing products that help in keeping your vehicle balanced.



Your goal is to reset the Zero Point on the LevelMate Pro app. The RV isn't level as long as the numbers you see are red, not green. Power Gear 140-1226 Troubleshooting: What To Do? The Power Gear leveling system with 140-1226 touchpad and LevelMate Pro is an absolute game-changer. But it's not fail-safe.

POWER GEAR LEVELING SYSTEM RESET



When I started it up today (in my driveway) and turned on the leveling system to retract, it began flashing all lights and beeping in drive- Power Gear electric levelers won't retract - iRV2 Forums Journey with Confidence RV GPS App RV Trip Planner RV LIFE Campground Reviews RV Maintenance Take a Speed Test Free 7 Day Trial x



Coach is SO FAR out of level that jacks won't help OR Control was previously programmed at a position that was not level OR Control was not securely fastened in place when level was programmed Fix: Move coach to ground that is more level. If you know you are on fairly level ground, then re-program a new level position -- See Tip Sheet #153



during a leveling process Start coach engine. Check power between control box power lug and control box ground lug for +12VDC. To reset the control box use document 3010002127 at 8. All touch pad LEDS are flashing. Control box does not have a auto level reference point set Use TIP sheet 11002 for control box with a revision level


POWER GEAR LEVELING SYSTEM RESET



Hydraulic Leveling System by Power Gear Do not use the Power Gear PowerLevel system as a lift for changing tires or working under the vehicle. Never check for hydraulic fluid leaks using your hands and/or any other body part. Keep people clear of the coach prior to turning the leveling system on and while operating the leveling system.



The Power Gear electric leveling system is amazing, but it can also get some issues, which is why understanding its troubleshooting steps is essential. This is why we will be using this article to provide you with a few steps that can be used to fix most problems. Power Gear Electric Leveling System Troubleshooting. 1. Checking Gear



4 Please read and study the operating manual before you operate the leveling system. **SYSTEM DESCRIPTION** - The Power Gear electro-hydraulic leveling system consists of the following major components: (A) Spring return jacks rated at a lifting capacity appropriate for your coach. Each jack has a large 10"

POWER GEAR LEVELING SYSTEM RESET



Power Gear specializes in manufacturing leveling systems as well as jacks that can be used on RVs and other vehicles. These stabilizers are designed to make driving and traveling much safer and more enjoyable for users.. Because of this, many people opt to install this product on their vehicles as it eliminates the need to manually distribute the weight.