

How do I Reset my Power Gear leveling system?

To reset your Power Gear leveling system, follow these steps: 1. Calibrate the zero point in your controller. 2. Mount the system correctly with the arrow pointing to the front. 3. Test for voltage drop between the controller and jack valve. 4. Check the electrical components. 5.

How do I troubleshoot a power gear valid leveling system?

To troubleshoot a Power Gear Valid Leveling System, first check all components for any visible signs of damage or wear. Check that the system is properly connected to power and to the trailer hitch. Inspect the wheel sensors for proper positioning and cleanliness, making sure they are free from dirt and debris.

What should I do if my power gear is not working?

Voltage must remain above 12vdc while in operation. Check battery condition and connections. Replace the control box. Power Gear warrants to the original retail purchaser that the product will be free from defects in material and workmanship for a period of (2) year following the retail sales date.

Why is my power gear leveling system not working?

A common issue with the Power Gear Leveling System is a voltage drop between the controller and the jack valve. This can cause the system to malfunction or operate inconsistently. To check for voltage drop, follow these steps: Electrical components can sometimes be the culprit behind Power Gear Leveling System issues.

What is a power gear leveling system service manual?

The Power Gear Leveling System Service Manual is a comprehensive guide that provides detailed instructions on how to install and maintain the system. It includes step-by-step procedures for troubleshooting, replacing parts, and other maintenance tasks.

Do all power gear leveling systems have manual override valves?

Not all Power Gear leveling system pumps have manual override valves. Power units for double acting systems that have manual override valves have flexible rubber caps on the valves and a hex override nut under the button cap on the electric motor.

POWER GEAR LEVELING SYSTEM TROUBLESHOOTING



The Power Gear leveling system is designed as a "leveling" system only and should not be used to provide service for any reason under the coach such as changing tires or servicing the leveling system. Note: This information was obtained from Power Gear manual 82-L0379 Rev OE and manual updates dated April 2005 through May 2012.



To learn more about the Power Gear leveling system, just continue to read our article. The reset and other operating features seem easy to do and very easy to understand. In this particular case, there are 3 pages of troubleshooting tips and directions. We cannot produce them all here for you so just go to that link and read them at your



Excursion 39S - Power Gear Leveling System Issue. Hi Everybody, After a 7 day camping trip I was retracting my Power Gear leveling jacks, using the Touch Pad P/N#500629, and at some point during the retraction there was a loud "snapping" or "popping" sound. MH-General Discussions & Problems: 6: 08-17-2016 05:48 PM: power gear

POWER GEAR LEVELING SYSTEM TROUBLESHOOTING



Front Power Gear Leveling Jacks Won't Retract:
tada: Class A Motorhome Discussions: 12:
07-20-2018 02:36 PM: Power Gear leveling system
not AUTO leveling coach to true level: ualdriver:
MH-General Discussions & Problems: 6:
08-17-2016 05:48 PM: Power gear leveling gear no
power: BoPeg: MH-General Discussions &
Problems: 5: 05-22-2012 09:22 AM



Power Gear(R) Leveling System. Lippert. Corporate
Site Business Portal Lippert Store Investors Careers
Team Member Intranet EMEA Site 408 S. Byrkit St
Mishawaka, IN 46544 customerservice@lci1
432-LIPPERT (432-547-7378) Support. Support
Documentation



Power Gear Leveling System Troubleshooting I've
had this 2016 Winnebago Journey for about a year
and a half and have never had any problems with
the leveling system until yesterday. Yesterday I
pulled into a campsite that I've camped in before
and turned on the Power Gear leveling control panel
and hit the "auto level" button.

POWER GEAR LEVELING SYSTEM TROUBLESHOOTING



How to Troubleshoot a Power Gear Motorized Hydraulic Leveling System. Lippert. Corporate Site Business Portal Lippert Store Investors Careers Team Member Intranet EMEA Site 408 S. Byrkit St Mishawaka, IN 46544 customerservice@lci1 432-LIPPERT (432-547



??? Mercon V is also recommended as an alternative fluid for Power Gear leveling systems operating in environments with large temperature swings Operating in cold temperatures (less than -10? F) may cause the jacks may extend and retract slowly. For cold weather operation, fluid specially-formulated for low temperatures may be desirable,



The PowerGear leveling system on your coach is designed and built to give you years of trouble-free leveling and stabilizing operation. The PowerGear system reflects state-of-the-art technology in both hydraulic and electric components. System Description The PowerGear automatic electro-hydraulic leveling system consists of the following major

POWER GEAR LEVELING SYSTEM TROUBLESHOOTING



27 Responses to "RV Leveling Jacks Not Working: Troubleshooting Tips" . Lehan November 25th, 2022 My 2 Front Hydraulic Jack are slowly coming down while In route to location. Reply Thomas McDaniel October 24th, 2021 My low battery light is on and my jacks will ???




Turn power off to leveling system by pushing "ON/OFF" button. 10. alternative fluid for Power Gear hydraulic systems. If operating in cold temperatures (less than -10 ° F) the jacks may extend contact your service center or our website for more extensive troubleshooting information in the service manual for your system.



The Power Gear electric leveling system is amazing, but it can also get some issues, which is why understanding its troubleshooting steps is essential. This is why we will be using this article to provide you with a few steps that can be used to fix most problems. Power Gear Electric Leveling System Troubleshooting. 1. Checking Gear


POWER GEAR LEVELING SYSTEM TROUBLESHOOTING



Trueline Leveling System Diagnostics, Troubleshooting, and Parts List 13 Fault Diagnostics Fault diagnostics provide information about problems detected in the leveling system; such as a loss of communication, or a short or open circuit. If there is a fault in the system, the FAULT indicator light will illuminate, along



Electric Levelers Troubleshooting Guide - Power Gear EN English Deutsch Fran?ais Espa?ol Portugu?s Italiano Rom?n Nederlands Latina Dansk Svenska Norsk Magyar Bahasa Indonesia T?rk?e Suomi Latvian Lithuanian ??esk? ????????????,?? ??????>>?????????????, ??????????????(C) Unknown



Shop: Replacement 6-Point Controller for Lippert Components Ground Control 2.0 Electric Leveling System; Q& A: Troubleshooting a Lippert Level-Best Leveling System that Suddenly Stopped Working; Video: Review of Lippert Replacement Control Panel Kit For Power Gear Hydraulic Leveling System - LC34UJ; Shop: Replacement Touch Pad Control Panel for


POWER GEAR LEVELING SYSTEM TROUBLESHOOTING



Page 6: Leveling procedure for Dewald/Power Gear
Automatic leveling System Page 9: Manual
retraction procedure Page 11: Troubleshooting
guide Page 12: Warranty information - 3 -
LEVELING PROCEDURES FOR DEWALD
MANUAL LEVELING SYSTEM Dewald manual
system touchpad #DN12558 NOTES BEFORE YOU
LEVEL YOUR COACH



Troubleshooting Charts Manual Override Valves 1.
Engine must be running, the park brake must be
set, and the transmission in "park" Turn power off
to leveling system by pushing "ON/OFF" button. 10.
Visually inspect jack to ensure all pads are touching
ground. Should one of Power Gear hydraulic
systems. ???If operating in cold



Hydraulic Leveling System Troubleshooting
Flowcharts - Power Gear EN English Deutsch
Fran?ais Espa?ol Portugu?s Italiano Rom?n
Nederlands Latina Dansk Svenska Norsk Magyar
Bahasa Indonesia T?rk?e Suomi Latvian Lithuanian
??esk? ???

POWER GEAR LEVELING SYSTEM TROUBLESHOOTING



Of course, it is your responsibility as an RV owner to learn how to troubleshoot issues with your Power Gear leveling system 140-1226 touchpad. You want to be independent of professional services whenever you encounter problems, especially with essential components such as the leveling system.



???-???The???Power???Gear???leveling???system???on???your???coach???is???designed???and???built to???give???you???years???of???trouble???free???leveling???and???stabilizing???operation. The???Power???Gear???system???reflects???state???of???the???art???technology???in???both hydraulic???and???electric???components.