




I have a toto ultimate toilet with power gravity flush system. It keeps flushing - the tank keeps filling (over the level where it should stop) and it Home. Forums. New posts Search forums. Toto power gravity problem Thread starter janek; Start date Nov 27, 2005; Users who are viewing this thread. Total: 1 (members: 0, guests: 1) J



TOTO manufactures several models of toilets with a variety of features. The G-Max flushing system includes a wide flush valve and trapway for improved flow to draw water into the bowl rapidly, and then away again with added force.. Because of this powerful siphoning, TOTO G-Max toilets ensure that what you flush stays flushed. However, the parts within the fill ???



TOTO's POWER GRAVITY flushing system offers a combination of features to provide an exceptionally high-performance flush. It provides a 3-inch flush valve for high-volume flushing, a 2-1/8-inch fully glazed, computer-designed ???


# POWER GRAVITY FLUSHING SYSTEM BY TOTO



TOTO Power Gravity: Gravity-3" flush valve: Yes:  
Better: TOTO G-Max: Gravity-3" flush valve: Yes:  
Best: Pressure Assisted: Compressed air tank: No:  
Best: Gravity Flushing System: Residential use. As  
TOTO's benchmark of performance, this gravity fed  
system was rated #1 in overall customer satisfaction  
by the cities of Los Angeles and New York



The Genuine Toto Universal Fill Valve by Korky is  
designed to replace all Toto Fill Valves including:  
Drake, Eco Drake, Ultramax and all other Toto toilet  
models. Designed to fix no/slow refilling, running  
Will this valve replace TOTO flush valve #130. By  
toto130,Aug 17, 2024.



G-MAX & Power Gravity Fill Valve SERVICING  
INSTRUCTIONS 1. Turn off water supply flush  
toilet. Remove the rubber refill tube from the fill  
valve. 2. Snap off cover. 3. Gently press float arms  
inward TOTO U.S.A., Inc. ??? 1155 Southern Rd,  
Morrow, GA 30260 Tel. (888) 295-8134 ??? Fax  
(770) 282-8695 ???

# POWER GRAVITY FLUSHING SYSTEM BY TOTO



A gravity flush toilet uses 1.28 gallons of water per flush. On the other hand, a regular toilet uses 1.6 gallons of water per flush. And you know the difference between these two numbers. Minor clogs issue: The gravity system uses the direct flush ???



Sorry i meant for cottage country, when we have people order for cottages there is not a basement usually and we recommend G-max because of the lack of gravity push. In my head i remembered well systems. You can change the Power Gravity to a G-Max but you need to change the Flush valve and flapper and raise the fill valve to a higher level.



A pressure-assisted toilet flush system combines the gravity flushing system with compressed air. This system is used to create a powerful flush in toilets where a gravity flush system on its own would not be sufficient, like in rear-discharge and upflush toilets.. A pressure-assisted toilet has a secondary plastic tank inside the main tank called a pressure vessel.

# POWER GRAVITY FLUSHING SYSTEM BY TOTO



The Fits TOTO Fill Valve is designed to replace G-Max and Power Gravity Toilets. Designed to fix no/slow refilling, running, and noisy toilets, the fill valve is quieter than other fill valves. The Fits TOTO Fill Valve is very easy to install ???



TOTO Power Gravity: Gravity-2" flush valve: Yes: Good: TOTO Power Gravity: Gravity-3" flush valve: Yes: Better: TOTO G-Max: Gravity-3" flush valve: Yes: Best: Pressure Assisted: Compressed air tank: No: Best: Power Gravity Flushing System: High end residential use. TOTO toilets offering this flushing system blend a combination of features to



G-Max(R) 1.6 GPF powerful flushing system creates a powerful flush. Round bowl to save space. Left-hand chrome trip lever. Computer-designed, fully glazed trap way. The UltraMax(R) Toilet is part of the Ultimate bathroom collection which includes toilets and lavatories in a style that is modern and clean.



# POWER GRAVITY FLUSHING SYSTEM BY TOTO



Up to 8% cash back? The TOTO Ultimate features TOTO's innovative Power Gravity flushing system that enables the toilet to perform powerful flushes. The TOTO Ultimate includes a ???



1-48 of 151 results for "gmax flushing system by toto" Results. Check each product page for other buying options. TOTO. TSU99A.XR Fill Valve, Blue. 4.4 out of 5 stars. 212. 1K+ bought in past month. Fits G-Max and Power Gravity Toilets -Easy to Install -Made in USA. 4.5 out of 5 stars. 1,594. 500+ bought in past month. \$31.83 \$ 31. 83.



528T Replacement TOTO Toilet Fill Valve - Fits G-Max and Power Gravity Toilets -Easy to Install -Made in USA. 4.5 out of 5 stars. 1,594. 500+ bought in past month. \$31.83 \$ 31. 83. Tank to Bowl Gasket replacement parts for Toto Aqua dual flush Valve toilet, Compatible with TOTO 9BU062E, toto dual flush valve replacement. \$14.38 \$ 14. 38

# POWER GRAVITY FLUSHING SYSTEM BY TOTO



Ultimate. One-Piece Toilet, 1.6 GPF, Elongated Bowl. SKU: MS854114#01. MSRP LIST PRICE. \$ 939.00. This high profile one-piece toilet is elegantly designed. Features our innovative Power ???



The TOTO Ultimate features TOTO's innovative Power Gravity flushing system that enables the toilet to perform powerful flushes. The TOTO Ultimate includes a TOTO SoftClose seat and a left-hand side chrome lever. From the Manufacturer. Sleek high profile round one piece toilet with 12-Inch rough-in. (6 Lpf/1.6 Gpf) siphon jet flushing action.



Toto took their groundbreaking G-Max flush and adapted it for less water to create the E-Max; they took the same flushing system and enhanced the rim wash with the Double Cyclone. I'm completely sold on the Double Cyclone, but as has been said, you probably can't go wrong with any of the Totos if you like the style or price of one of the E-Max

# POWER GRAVITY FLUSHING SYSTEM BY TOTO



528T Replacement TOTO Toilet Fill Valve - Fits G-Max and Power Gravity Toilets -Easy to Install -Made in USA. 4.5 out of 5 stars. 1,566. 500+ bought in past month. Toilet Flush Valves 2-Inch Replacement Valve Kit Assembly for One Piece Dual Flush Drain Valve Repair Compatible with TOTO THU338N. 4.5 out of 5 stars. 206. 100+ bought in past



Whether it's gravity-fed, power-assisted, or dual flush, this detailed guide will help you pick the best option for your home or workplace! April 4, 2024 by Caitlin Shaffer. Instance 1. Best Power Option. It uses Toto's G-Max flushing system: siphon jet action makes the bowl fill and flush out more quickly and with greater force than




Up to 3.2% cash back? An additional benefit of the one-piece toilet is that there is no threat of leaks from bolts or gaskets that can occur in two-piece toilets. The TOTO UltraMax features TOTO's innovative Power Gravity flushing system ???


# POWER GRAVITY FLUSHING SYSTEM BY TOTO



TOTO(R) shall not be responsible or liable for any tank ???tting failure or damage caused by the use of in-tank bowl cleaners. CARE AND CLEANING  
Flush Tower Drain Valve Refill Tube ill. 1 ill. 2 1)  
Shut off the water supply. 2) Flush the toilet to remove the water inside the tank. 3) Remove the tank lid and place somewhere safe.



Flushing systems are categorized into gravity and pressure assisted. Below are the differences between the two: 1) Gravity Toilets. Gravity toilets are common, and they have been around for many years. The toilet works when the flush button is pushed; this lifts the flush valve in the toilet tank, then water from the tank flows out.




Shop TOTO Ultimate Colonial White Elongated Standard Height Soft Close 1-Piece Toilet 12-in Rough-In 1.6 GPF in the Toilets department at Lowe's . The TOTO UltraMaxfeatures TOTO's innovative Power Gravity flushing system that enables the toilet to perform powerful flushes. The TOTO UltraMaxincludes a TOTO SoftClose seat and a left-hand



# POWER GRAVITY FLUSHING SYSTEM BY TOTO



Replacement TOTO Power Gravity 3" Blue Flapper  
"Pkg Of 2" - Fits TOTO THU140S - Compatible With  
Korky 2022X - Stainless Steel Chain - Made In USA  
kit 3 Inch for TOTO Toilet Tank Flapper Stopper  
Flap Plug 3"" Easy to Install w/Stainless Chain  
Rubber fit 3-inch Flush Valve for G-Max, THU499S,  
THU331S, THU175S & 2021BP. 4.3 out of 5 stars.  
534



We installed a Toto one-piece Ultimate Toilet  
#MS853113 with the Power Gravity flushing system  
in 2001. It has worked great until a few weeks ago,  
when it started making a high-pitched noise after  
flushing. It sounds like jet engines ???



Tornado flush system is the improved version of a  
double cyclone or gravity-assisted toilet flushing  
system. Therefore, TOTO Drake Two-Piece  
Elongated gravity flush toilet utilizes a toto power  
gravity flushing system to clean the toilet's contents.  
And it can give you an advanced clean toilet.  
Gravity Flush Toilet Problems And Solutions

# POWER GRAVITY FLUSHING SYSTEM BY TOTO



Shop TOTO Ultimate Cotton White Elongated Standard Height 1-Piece Soft Close Toilet 12-in Rough-In 1.6-GPF in the Toilets department at Lowe's . The TOTO UltraMax features TOTO's innovative Power Gravity flushing system that enables the toilet to perform powerful flushes. The TOTO UltraMax includes a TOTO SoftClose seat and a left-hand



Toto Power Gravity Toilet Flapper Replacement Part, 3 Inch, Replaces Model THU140S. 4.1 out of 5 stars. 232. \$15.49 \$ 15. 49. Toto CT708EV Flushometer Elongated 1.28 GPF Toilet Bowl Only with Siphon Jet Flush System and Back Spud Inlet - Less Seat. \$78.99 \$ 78. 99. \$13.75 delivery Feb 27 - 28 .



Kohler uses a variety of flushing systems in their toilets, including basic gravity flush, their Class 5 system, and Sloan Flushmate. This model uses a Sloan Flushmate system, which is a commercial-grade pressure-assisted flushing system with a large pressure chamber that produces extremely strong flushing power.