

How do you fix a power steering warning message?

The fix might include simply adding power steering fluid or repairing an electrical fault, but it could also be due to a more serious issue. These days, most cars use electric power steering, and in most cases, when you see this warning message, there is something wrong with this unit or its sensors. Let's take a closer look at the system.

What does the power steering assist fault message mean?

The Power Steering Assist Fault message means that there is an issue with your electrical or mechanical power steering system. The fix might include simply adding power steering fluid or repairing an electrical fault, but it could also be due to a more serious issue.

Why is my power steering assist error message showing?

If your wheel alignment is very bad, it can trick the computer into thinking the steering angle sensor is the problem, and this will cause the power steering assist error message to appear.

How does electric power assisted steering work?

Today, we have electric power-assisted steering systems. While it still has a hydraulic pump to push fluid, it doesn't absorb the energy created by the engine as the older types did. Instead, an electric pump is used to pressurize the fluid, so steering is made easier. Hydraulic fluid is found in the reservoir.

How do I know if my power steering assist is working?

In order for the power steering assist to function properly, it needs to know how much your steering wheel is turned or if it's straight. To know this, the car uses a steering angle sensor that sits behind your steering wheel. If this sensor goes bad and shows the wrong angle, it will cause the power steering assist error message to appear.

Why is my power steering assist light on?

If the power steering assist fault message appears on your dashboard, there is a fault code stored that tells why the light is on. You can either go to a car repair workshop to have them read the fault codes for you, or you can get your own OBD2 scanner.

# POWER STEERING ASSIST OFF SERVICE SYSTEM CHRYSLER 300



The contact's son owns a 2016 Chrysler 300. The contact stated that the horn was inoperable. Additionally, the contact stated while her son was driving 60-65 MPH, the vehicle lost power steering



The contact owns a 2014 Chrysler 300. The contact stated that after restarting the vehicle, the vehicle experienced a loss of power steering assist. The vehicle was taken to the dealer, where it was determined that the power steering pump needed to be replaced. The dealer replaced the power steering pump; however, the failure recurred.



Detailed repair manual for the 2000 Chrysler 300M V6-3.5L VIN G. Power Steering System  
DESCRIPTION This vehicle is available with 3 different types of power steering. They are standard, firm-feel, or speed-sensitive variable-effort (speed-proportional) power steering. Power assist steering provided by a rotary type pump.

# POWER STEERING ASSIST OFF SERVICE SYSTEM CHRYSLER 300



The contact owns a 2016 Chrysler 300. While driving 20 mph, the steering wheel seized, which resulted in a front end collision. The contact stated that the power steering and air bag indicators illuminated. The air bags did not deploy. A police report was filed. The front end on the driver's side was damaged, but the vehicle was not destroyed.



If the electric steering system experiences a fault that prevents it from providing assist, you will still have the ability to steer the vehicle manually." Then: "If the Electric Power Steering warning icon is displayed and the "SERVICE POWER STEERING" or the "POWER STEERING ASSIST OFF ??? SERVICE SYSTEM" message is displayed within the



The high side hose carries power steering fluid under pressure to the rack to provide the power assist to steering inputs. The low side hose carries low pressure fluid back to the pump. you should now have a better understanding of the components and function of the power steering system on your 2010 Chrysler 300 . What Should a Full

# POWER STEERING ASSIST OFF SERVICE SYSTEM CHRYSLER 300



Although configurations might vary, the basic electric steering system consists of the power steering control module, assist motor, torque sensor and steering position sensor. As mentioned above, the torque and steering position sensors might also provide inputs to other systems, including the vehicle stability control system.



View, print and download for free: power steering fluid - CHRYSLER PACIFICA 2021 Owners Manual, 401 Pages, PDF Size: 26.88 MB. Search in CHRYSLER PACIFICA 2021 Owners Manual online. CarManualsOnline is the largest online database of car user manuals. CHRYSLER PACIFICA 2021 Owners Manual PDF Download. 124GETTING TO KNOW YOUR ???



The system also engages when the driver turns off the Electronic Stability Control (ESC)<sup>3</sup> system or when the steering wheel paddle shifters are in use. In cases of inclement weather, AWD is tuned to minimize oversteer and maximize traction where snow, ice, mud, sand or gravel is present. The Electric Power Steering system contributes to increased



# POWER STEERING ASSIST OFF SERVICE SYSTEM CHRYSLER 300



These are the most common causes of power steering assist fault. Once you have a general idea about these problems and solutions, the question "how to fix a It was a hydraulic power steering system. It was the 1951 Chrysler Imperial. This technology was relevant for the next 50 years. is going to be a bit higher. In this case, depending



Chrysler 300 has 9 NHTSA complaints for the steering at 50,024 miles average. The power steering assist warning light was illuminated on the instrument panel when the failure occurred. this happend while driving on city streets, we pulled over turned off the car, turned it back on steering wheel was very hard to turn. Took to




24. Measure and adjust the front toe. Refer to Wheel Alignment ??? Steering Wheel Angle and/or Front Toe Adjustment in SI. 25. Connect a scan tool to the vehicle. 26. Using GDS 2, perform a Steering Wheel Angle Sensor Reset and a Steering Wheel Angle Sensor Learn in the Configuration/Reset Functions of the Power Steering Control Module. 27.


# POWER STEERING ASSIST OFF SERVICE SYSTEM CHRYSLER 300



View and Download Chrysler 300 2021 owner's manual online. 300 2021 automobile pdf manual download. page 83 Transmission Temperature Warning Light ??? If Door Open Warning Light Equipped ? page 84 ? page 85 Electric Power Steering Fault Warning Light rinse the area with cool water. Enhanced Accident Response System Cut off battery



Chrysler 300 has 13 NHTSA complaints for the power train at 31,595 miles average. When I got the vehicle off of the highway a message repeatedly coming on and off saying -??service power steering -?? and another message saying power steering assist off service system. I was able to get the vehicle home, however the steering was




How Much Does a Power Steering Service Cost?  
The power steering service cost depends on the parts to be repaired or replaced, your vehicle's make and model, and the labor charges. Here are the approximate costs for replacing parts of the power steering system, including the labor charges. Power steering fluid change: \$90-\$130

# POWER STEERING ASSIST OFF SERVICE SYSTEM CHRYSLER 300



The cars in the previous posts are 2012-2014 with the Electro Hydraulic Power Steering (EHPS) pump. The 2017 models have an electric steering system. Fix for your steering system problems will likely be different than for the EHPS steering. Check the electric steering fuses Fuse Box Diagram Dodge Charger (2011-2019).



Chrysler 300 Owners Manual - Power Steering. If the Electric Power Steering Fault Warning Light is displayed and the "SERVICE POWER STEERING" or the "POWER STEERING ASSIST OFF ??? SERVICE SYSTEM" message is displayed within the instrument cluster display, this indicates the vehicle needs to be taken to the dealer for service



You have an Electro Hydraulic Power Steering (EHPS) system, the power steering reservoir is integrated with the EHPS pump and is serviced as an assembly. The EHPS pump is located in front of the right side tire and can be accessed by loosening and re-positioning aside the front wheelhouse splash shield. 2012 Chrysler 300 SRT8 // 6.4L Hemi