



How do I Reset my ADT alarm after a power outage?

After a power outage, your ADT alarm will notify you that it is running on backup power. You'll keep hearing a beeping noise coming from the system. To reset this, you will need to access the control panel using your credentials and then click disarm. Once the alarm has been disarmed, the beeping should stop shortly.

How does ADT handle power outages?

ADT, with its long history since 1874, has systems equipped to handle power outages. Every ADT system comes with a backup battery that should maintain its charge in case of a power outage. Once the system switches to battery power, ADT is alerted.

Why is my ADT alarm not working after a power outage?

So, if your ADT alarm is not working after a power outage, then resetting the alarm might bring everything in order. After a power outage, your ADT alarm will notify you that it is running on backup power. You'll keep hearing a beeping noise coming from the system.

How do I Reset my ADT system if I lose power?

When you lose power, it's crucial to reset your ADT system to ensure continuous operation. First, check your panel for any alerts. Next, locate your ADT security reset code and refer to your keypad manual for specific instructions on resetting your system based on your model.

How do I Reset my ADT system without a code?

You can't reset the ADT system using the control panel without the reset code. To reset the entire system and panel, your next option is to perform a manual reboot by cutting off the power supply. This method will reset the system without the need for a code.

What happens when ADT is alerted?

When your system switches to battery power, ADT is alerted. After power is restored, you will need to take certain steps to restore your system to its normal functionality. When the power comes back on in your house, your ADT alarm may have been affected.

# RESET ADT SYSTEM AFTER POWER OUTAGE



Confirm to proceed with the reset. Power Down and Up. After confirming, proceed to power down the alarm system. This usually involves disconnecting the power source. Wait for a minute, then reconnect the power to reboot the system. Test the System. After the system has rebooted, test it by arming and disarming using your user code.



To reset your ADT alarm, you must first locate the reset code that comes with the system. Check the manual or any paperwork. Use the reset code to reset the alarm. If you enter the wrong security code (to disarm the alarm), the alarm system will notify the central ADT station and you may receive a call from them to verify what's going on.



Power down, then power up your Wi-Fi camera and ADT Gateway. Allow your Gateway a full five minutes to power up and reconnect to the Wi-Fi signal. Then power up the Wi-Fi camera and allow it a few moments to connect. View in video at [1:10]. If your camera has power but still offline, your camera may be in a Wi-Fi dead zone.


# RESET ADT SYSTEM AFTER POWER OUTAGE



If you have an ADT security system in your home, you'll need to do a few things to take care of it and ensure it keeps working as it should. A basic component of a home security system is a master control panel, and when its battery is low, you may get an alert or see a low battery message that says "Lo Bat" or "LB" on the panel's display. To replace the battery, ???




The Steps to Reset ADT Security System After Power Outage. According to the Sense Mother site, you can read how to reset the ADT alarm after a power outage below. Updating the Battery of ADT Alarm. To update the battery of the ADT alarm, you are able to follow the steps below. First, you have to set your computer to test mode.



ADT's Monitoring Centers are not affected by inclement weather and will continue to help protect what is important to you. 4. How long will my alarm system's battery take to charge after a power outage? It takes 24 to 48 hours for your alarm system battery to recharge after power has been restored.

# RESET ADT SYSTEM AFTER POWER OUTAGE



How does my ADT alarm system work? Your alarm system may be armed in either Away or Stay mode. Once the system is activated, each monitored zone has the ability to recognize a violation, i.e., a door or window opened or a motion sensor crossed. Occasionally, a security system keypad may need to be reset due to a power outage or battery



The instructions for resetting a home alarm after a power outage vary by brand and model. into the home alarm keypad; press the "Off" button. Re-enter your user code and press the "Off" button a second time to reset the alarm system. ADT Security Services: Safewatch Pro/Entrepreneur/Security Manager User's Guide; ADT Security Services



Most systems will begin beeping or chirping as a result of a total power outage or failure to recharge the system backup battery. For many of our most popular systems, beeping alarms and low battery trouble beeps can be silenced by pressing the ???

# RESET ADT SYSTEM AFTER POWER OUTAGE



How to reset a ADT alarm after power outage: Enter the reset code which varies based on the manufacturer and model of the keypad. You can check it from the manual. After the alarm system resets, punch in your security code. Check if the process was successful by disarming the system. Security reminders before, during and after a power outage



Loss of AC Power: The system has lost AC power; it receives AC power from your household/building power supply. It is continuing to operate for a limited time on the backup battery. Refer to the AC Power Failure Troubleshooting page. Loss of Time & Date: If complete power was lost (AC and battery), the time and date will need to be reprogrammed.



To reset a DSC ADT alarm system, you can follow these steps: For the ADT Command Smart Security Panel: Disable the system by pressing the shield icon with an "x" in the center and entering your passcode. For the DSC ADT Impassa: Simply enter your passcode to reset it. If the system is in "sleep" mode, press any key on the keypad and then enter your passcode.



# RESET ADT SYSTEM AFTER POWER OUTAGE



Have you had a recent power outage? 1. If your home is experiencing a power outage, please wait for electrical power to be restored. 2. Once restored, your system will automatically switch back to its electrical source and begin recharging the backup battery. Check the power adapter 1.



The alarm system will give indication of a mains power failure by beeping shortly after the mains outage occurs. You should be able to shut off the noise with a code or another instruction. With an ADT alarm, the beeping will sound from the control system, and you can simply enter your keypad code to dismiss the alert.



Also, you may see a Low Battery warning on your system if there's been an extended power outage at the premises. In this case, the warning will go away once the battery is recharged, typically in 24 ??? 48 hours, and there is no need to change the battery just yet. Most ADT alarm system batteries can easily be replaced without help of a

# RESET ADT SYSTEM AFTER POWER OUTAGE



How Can You Reset the ADT Alarm After a Power Outage? 1. Button for status In this case, the system may continue to function normally, but if there is a power outage, the system may not work as intended. If the beep is a fault warning, it could indicate that there is a problem with one of the components in the system, such as a sensor or




You can reset the ADT alarm system by pressing a button on this key fob but within the constrained area of your ADT network. How to Reset ADT Alarm System After a Power Outage. Sometimes due to a storm or due to any other reason you may face the power cut issue in your area, at that time although your alarm system is equipped with power




Most systems will begin beeping or chirping as a result of a total power outage or failure to recharge the system backup battery. For many of our most popular systems, beeping alarms and low battery trouble beeps can be silenced by pressing the ???

# RESET ADT SYSTEM AFTER POWER OUTAGE



If you have experienced a recent power outage or if your system has been running on battery power rather than AC power for any other reason, it may just need to be recharged. Allow your system 48 hours to recharge the system battery. If the problem persists 48 hours after AC power has been restored, your battery should be replaced.



Low System Battery. The system battery is a backup power supply. If you have experienced a recent power outage or if your system has been running on battery power rather than AC power for any other reason, it may just need to be recharged. Allow your system 48 hours to recharge the system battery.



VIDEO I'm also curious as to how to reset an alarm after a power outage. Locate the "System" or "System Status" button on your home alarm keypad to reset a home alarm after a power outage. Wait until your home's AC power is restored. Find the breaker that controls your home alarm system by lifting the cover of the circuit breaker box.



# RESET ADT SYSTEM AFTER POWER OUTAGE



How do I reset my ADT alarm after a power outage?  
Power Outage Issues Simply enter your keypad code and hit Disarm to clear the alert. After power is restored, if beeping still occurs after 24 hours, please call (800) ADT-ASAP ((800) 238-2727). If you have an ADT alarm system and the power goes out, you'll need to reset it once the power



Various ADT users wonder about the system's abilities when there's no power. This article will cover and explain what happens to the ADT alarm when the power goes out. ADT is a known brand that can add a security layer to your home and ???



A/C Loss: the system recognizes there is no electrical power. However, the system will continue to operate on a battery backup. Telephone Line Fault: the security system doesn't detect a phone line in the system. Failure to Communicate: the system can't communicate with the monitoring system.

# RESET ADT SYSTEM AFTER POWER OUTAGE



Investing in decent alarm systems like ADT is a great option, and you can rely on their subsection services for a better experience. How to Fix Alarm System Beeping After Power Outage? Similarly, if someone is trying to disarm your system by removing the power, then it will start beeping, and usually, burglars will get scared and leave your house.



To ensure your system is sending signals to ADT, we recommend testing it every 30 days. Reset System . Learn how to reset and clear the display after an alarm event for the most common ADT systems. Silence Low Battery Beeping . Find out how to silence low battery beeping for the most common ADT systems.



Until the backup battery is depleted, your system will alert you with low battery beeps. To silence the low battery beep, visit our Silence Low Battery Beeping FAQ page. 4. How long will my alarm system's battery take to charge after a power outage? It takes 24-48 hours for your alarm system battery to recharge after power has been restored. The