



Backup Plus Hub Support - Product Manual, Data sheets and Downloads. Backup Plus Hub Support - Product Manual, Data sheets and Downloads. Power Adapter Specifications for Seagate Products ; Downloads. Drive Icon Missing your drive icon? Download it here for Windows and MacOS. Click [LEARN MORE](#) for



Next, disconnect the power cord from the back of the Seagate Backup Plus. Finally, press and hold the power button on the Seagate Backup Plus for 10 seconds. After 10 seconds, release the power button and reconnect the power cord to the back of the Seagate Backup Plus. Now, turn on your computer.



Here are the detailed steps to find the reset button on your Seagate external hard drive model: For Seagate Backup Plus Desktop Drive. 1. Turn the drive over so the back/bottom is facing up. 2. Locate the small circular hole next to the power port. This is the reset button. 3. Insert a straightened paperclip or similar slender object into the

# SEAGATE BACKUP PLUS POWER BUTTON



Step 1 - Connect to a power outlet. Attach one end of the included power cable to Backup Plus Desktop and the other end to a working power outlet. The LED turns on when the device receives power. Power adapters can vary by region. Therefore, make certain to only use the power cable included with your Seagate Backup Plus Desktop.



The computer must be plugged into its power supply and the power supply should receive power from a wall socket. Power management controls must be suspended during the tests. To adjust power management settings: Click Start or the Windows icon on the bottom left corner of your Windows desktop. Go to Control Panel. Choose Power Options.



Power Source. USB port. Dimension. Product Height. 5.591 inches. Product Width. 1.654 inches. Product Weight. 0.9 ounces. Included. Seagate Backup Plus 4TB External USB 3.0 Portable Hard Drive, 18-inch (45.72cm) USB 3.0 cable, Quick start guide. Rescue Data Recovery Service, Seagate Toolkit backup software.

# SEAGATE BACKUP PLUS POWER BUTTON



Seagate Backup Plus performance will improve when it is connected to a USB 3.1 port or a SuperSpeed USB 3.0 port. Otherwise, the device operates at slower USB transfer rates. Q: Are there other USB devices connected to the same port or hub? A: Disconnect other USB devices and see if the hard drive's performance improves.



Attach one end of the included power cable to Backup Plus Desktop and the other end to a working power outlet. The LED turns on when the device receives power. Power adapters can vary by region. Therefore, make certain to only use the power cable included with your Seagate Backup Plus Desktop.



For redetecting the Backup Plus Hub 8TB drive follow the below steps: 1. Remove the drive from the power supply. 2. After a waiting period of 30 seconds, turn it on; then Seagate Backup Plus Hub 8TB Desktop Drive not detected convert to external drive Backup Plus Hub 8TB detected. 3.

# SEAGATE BACKUP PLUS POWER BUTTON



Before resetting your Seagate Backup Plus Slim external hard drive, it is crucial to back up your data to avoid permanent data loss. It essentially power cycles the drive to get it back up and running. However, it does not reformat the drive or erase data. Open the Disk Management utility. On Windows, right-click the Start button and



Seagate Backup Plus Portable or Backup Plus Slim Micro-B (USB 3.0) to USB-A (USB 3.0/2.0) cable  
Minimum system requirements Ports You can connect your Seagate device to a computer with a USB-A (USB 3.0 or USB 2.0) port. Opera2ng system Windows(R) 7 or higher macOS(R) 10.11 or higher Minimum free disk space 600MB recommended Important???Save your



Click the Download button. Install Toolkit Seagate Backup Plus Portable 7/4/19 8. Using a file manager such as Finder or File Explorer, go to the folder where you receive downloads. Click on the SeagateToolkit.exe file to launch the application. Open the SeagateToolkit.zip file. Click on the Seagate Toolkit Installer to launch the application.



# SEAGATE BACKUP PLUS POWER BUTTON



Connect the power cord to the drive and plug. Installing the Seagate Backup Plus drive is a simple process that can be completed in a few minutes. The drive comes with a quick start guide that will take you through the steps. Review your backup settings and click on the "Create Backup" button. The Seagate Dashboard will now start



Seagate External hard drive model Backup Plus Hub 8TB compatible power supply adapter charger US 12V Power Adaptor for the Seagate Backup Plus Hub 8TB External hard drive by myVolts. \$20.49. Add to cart. PSU power. \$20.49. PSU Premium. \$30.99. USB-C power. \$19.99. Shop risk free with myVolts




That does look like a good price grab as usually the 5tb's as of late, average around ~\$100usd in the U.S. Over the many years and for similar travel reasons, I own ~15 of the 4-5tb versions of the seagate 2.5" portable drives (Shingled Magnetic Recording = SMR) and they're good for what u/michrech mentioned for reading data. I've had 2 of those fail on me due to a power outage ???


# SEAGATE BACKUP PLUS POWER BUTTON



Disconnect the power supply plug from the external drive. Power off the computer. Disconnect the computer's power supply cord for 60 seconds. Reconnect the computer. Power on the computer. Connect the power supply to the external drive. Connect the drive's USB or FireWire cable and check for detection.




Get the most out of your storage solution with easy-to-use tools such as Backup, Mirror, Sync Plus, Seagate Secure, and RGB and Status LED Management. See your product manual for which Toolkit activities are supported by your drive. View Support Information. Download for Windows Download for Mac



Made for Amazon, USB Power Cable (Eliminates the Need for AC Adapter) \$24.99 \$ 24. 99. Get it as soon as Monday, Nov 11. In Stock. Seagate Backup Plus Slim 2TB External Hard Drive Portable HDD ??? Black USB 3.0 for PC Laptop and Mac, 2 Months Adobe CC Photography (STD2000100)


# SEAGATE BACKUP PLUS POWER BUTTON



View the Seagate Backup Plus Hub manual for free or ask your question to other Seagate Backup Plus Hub owners. Manuals. ca. Manuals. ca. Seagate desktops ? Seagate Backup Plus Hub manual. Power. Bus powered -External power adapter : Yes: Weight & dimensions. Width . 41 mm: Depth . 198.1 mm: Height . 118 mm: Weight . 1060 g: Packaging data



Plugged in the Seagate hard drive --- power light goes off. OTHER hard drives did not have this happen, so why is this happening with my Seagate? Same with my Seagate EXTERNAL drives. Power DOES NOT COME ON. Took out the hard drive and put it into a another enclosure. Same. No power. And this is happening to JUST MY SEAGATES.



Amazon : Seagate Backup Plus Portable 4TB External Hard Drive HDD ??? Black USB 3.0 for PC Laptop and Mac, 1 Year Myliocrete, 2 Months Adobe CC Photography, 2-year Rescue Service (STHP4000400) : Electronics We ???

# SEAGATE BACKUP PLUS POWER BUTTON



In case you are having some problems with your Seagate Backup Plus Portable Drive and need to reset it, here is how to do it: 1. Make sure the drive is plugged in and turned on. 2. Hold down the power button for about 10 seconds, or until the drive powers off. 3. Wait a few seconds and then hold down the power button again to turn the drive on. 4.



The view button is in the upper left side of the Disk Utility window. Change the view to Show All Devices. In such a case, consider trying a powered USB hub that includes a power cable. Seagate Backup Plus Slim 4/1/19 16. Please note that USB 2.0 hubs limit your hard drive's transfer rates to USB 2.0 speeds. Problem: The provided USB



Seagate Backup Plus Ultra Touch is delivered with one cable and an adapter for universal compatibility with modern computers. Micro B to USB-A cable Use the Micro B to USB-A cable to connect Backup Plus Ultra Touch to a computer's USB-A port (USB 3.0 or USB 2.0). Seagate Backup Plus Ultra Touch 8/2/19 5



# SEAGATE BACKUP PLUS POWER BUTTON



12V AC Power Adapter fits for Seagate Backup Plus SRD0SD0, Expansion SRD00F2, Central, FreeAgent GoFlex, SimpleTech External Hard Drive Power Supply Cord and More. 4.6 out of 5 stars. 398. 500+ bought in past month. \$9.99 \$ 9. 99. FREE delivery Wed, Oct 2 on \$35 of items shipped by Amazon.