

What is the target price for solid power stock?

The 4 analysts with 12-month price forecasts for Solid Power stock have an average target of 3.25, with a low estimate of 2.00 and a high estimate of 5.00. The average target predicts an increase of 103.12% from the current stock price of 1.60. *Price targets were last updated on Mar 5, 2024.

Should you buy solid power (SLDP) stock?

The mathematical symbol / means 'or' I saw low trading volume today and bought at 2.10. Solid Power stocks are particularly appealing due to the company's attractive valuation and savvy business model. Read why I believe SLDP deserves a buy rating.

What is Solid Power's market capitalization?

Solid Power's market capitalization is \$309 million. The market capitalization of Solid Power is \$309 million. As of Q3 FY23, the company has 0 debt and total liquidity of \$422 million.

Should you buy Solid Power (SPP) stock?

The average analyst rating for Solid Power stock from 4 stock analysts is "Buy". This means that analysts believe this stock is likely to outperform the market over the next twelve months. Historical EPS numbers are GAAP, while forecasted numbers may be non-GAAP. Sources: Price targets and analyst ratings provided by Benzinga.

How much is solid power (spp) worth?

Assuming a net income/revenue ratio of 14%, similar to Tesla today, and that the stock is valued with a P/E ratio of 25 due to the still high growth rate of the sector in 2031, this would imply a valuation of \$20 billion for Solid Power.

How much cash does solid power have in 2035?

Solid Power is moving towards a \$305 billion total addressable market by 2035. Hence, with cash and equivalents at \$484 million as of the end of its last reported quarter versus free cash outflows of \$29 million, the company still retains enough liquidity to fully fund operations until the Start of Production in 2026.

SOLID POWER STOCK FORECAST 2030



So Solid Power, Inc. technical analysis shows the sell today, and its 1 week rating is sell. Since market conditions are prone to changes, it's worth looking a bit further into the future ??? according to the 1 month rating Solid Power, Inc. stock shows the sell signal. See more of Solid Power, Inc. technicals for a more comprehensive analysis.



Solid Power, Inc. NasdaqGS:SLDP Stock Report. Market Cap: US\$223.7m. Add to watchlist. Company Overview; 1 Valuation; 2 Future Growth; 3 7 Ownership; Other Information; View Valuation. Solid Power Future Growth. Future criteria checks 2/6. Solid Power is forecast to grow earnings and revenue by 10.3% and 35.8% per annum respectively while



? Get a real-time Solid Power, Inc. (SLDP) stock price quote with breaking news, financials, statistics, charts and more. Get a real-time Solid Power, Inc. (SLDP) stock price quote with breaking news, financials, statistics, charts and more. The 12-month stock price forecast is \$3.0, which is an increase of 150.00% from the latest price

SOLID POWER STOCK FORECAST 2030



Solid Power is moving towards a \$305 billion total addressable market by 2035. Hence, with cash and equivalents at \$484 million as of the end of its last reported quarter versus free cash outflows



? Find out the current price target and stock forecast for Solid Power (SLDP) Solid Power, Inc. currently has an average brokerage recommendation (ABR) of 3.33 on a scale of 1 to 5 (Strong Buy



According to Grand View Research, the global electric vehicle (EV) market was valued at \$1.07 trillion in 2023 and is projected to grow at a compound annual growth rate (CAGR) of 33.6% from 2024


SOLID POWER STOCK FORECAST 2030



According to the research reports of 4 Wall Street equities research analysts, the average twelve-month stock price forecast for Solid Power is \$3.00, with a high forecast of \$5.00 and a low forecast of \$1.00.

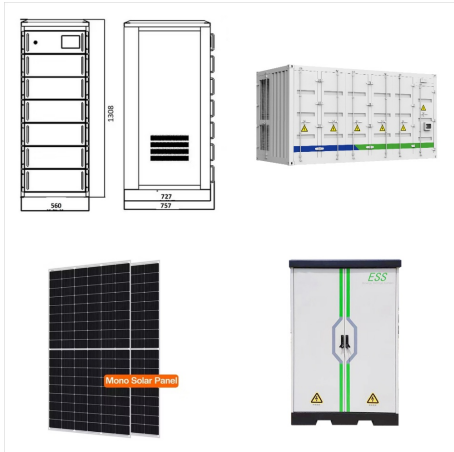


Financial results and business update call scheduled for 5:00 p.m. ET today. LOUISVILLE, Colo., Feb. 28, 2023 (GLOBE NEWSWIRE) -- Solid Power, Inc. (Nasdaq: SLDP), a developer of solid state battery technology, today announced its financial results for the full year ended December 31, 2022. Recent Business Highlights. Electrolyte production facility on track ???




The Solid Power, Inc. stock price fell by -1.69% on the last day (Friday, 1st Nov 2024) from \$1.18 to \$1.16 has now fallen 4 days in a row. During the last trading day the stock fluctuated 3.29% from a day low at \$1.16 to a day high of \$1.20. The price has fallen in 6 of the last 10 days and is down by -8.66% for this period. Volume fell on the last day along with the stock, ???

SOLID POWER STOCK FORECAST 2030



Solid Power. stock was originally listed at a price of \$9.88 in Mar 24, 2021. If you had invested in Solid Power stock at \$9.88, your return over the last 3 years would have been -87.25%, for an annualized return of -49.66% (not including any dividends or dividend reinvestments).



We recently published a list of the 11 Most Promising EV Battery Stocks According to Analysts. In this article, we are going to take a look at where Solid Power, Inc. (NASDAQ:SLDP) stands against




Is Solid Power Stock Undervalued? The current Solid Power share price is \$1.26. The Score for SLDP is 31, which is 38% below its historic median score of 50, and infers higher risk than normal. SLDP is currently trading in the 30-40% percentile range relative to ???

SOLID POWER STOCK FORECAST 2030



? "Silicon anodes and solid-state batteries are two emerging technology trends in the EV battery market aimed at pushing the boundaries of high-performance battery cells," Rory McNulty, senior



LOUISVILLE, Colo., Aug. 06, 2024 (GLOBE NEWSWIRE) - Solid Power, Inc. (Nasdaq: SLDP), a leading developer of solid-state battery technology, today announced its operational and financial results for the second quarter of 2024. Recent Business Highlights Received positive feedback from increased electrolyte sampling and made shipments to ???



The average Solid Power stock price prediction forecasts a potential upside of 154.24% from the current SLDP share price of \$1.18. What is SLDP's Earnings Per Share (EPS) forecast for 2024-2026? (NASDAQ: SLDP) Solid Power's current Earnings Per Share (EPS) is -\$0.44. On average, analysts forecast that SLDP's EPS will be -\$0.47 for 2024, with

SOLID POWER STOCK FORECAST 2030



President Biden wants 50% of all new car sales to be EVs by 2030. Europe and China want electric vehicles on their roads as well. Solid Power. \$5.63. MVST. Microvast Holdings. Stock Market