




1) Unplug the power cord from the outlet. 2) Wait at least 1 hour (60+ Minutes) 3) Press and hold the power button (on the set, not the remote) for 60 seconds 4) Keep holding power button while plugging back in, and for another 60 seconds after. When plugging back in, go directly to the wall outlet, bypassing any power strips or surge protectors.




Please remember the machine was getting on for a few seconds and then go into push power protection mode and therefore to test the power supply output will take several attempt since once the "protect is on" the voltage from the power supply is ???




Power Push Switch and Voltage Drop? General Electronics Chat: 5: Aug 14, 2022: How to Charge Battery via Solar panel to power a push action solenoid: General Electronics Chat: 24: Oct 8, 2020: How to drive a push power with a power drill: General Electronics Chat: 6: Apr 4, 2020: V: push power protector: Power Electronics: 0: Dec 30, 2012


SONY HOME THEATER SYSTEM PUSH POWER PROTECTOR



Sony and the Environment How we're reducing our eco-footprint through energy efficiency and recycling initiatives. Protector Push Power. System will not work. Discont sys for 2 hour. System does not work. Power comes on, but message displays. Home Theater Systems; Like; Answer; Share; 1 answer; 301 views; JoffreyS. 8 years ago.



Sony Support DVD Home Theater Systems. DAV-HDX576WF. Bravia(R) Home Theater System / Included components may vary by country or region of purchase: SS-TS82, If the words PROTECTOR and PUSH POWER appear in alternating sequence on the display. Notice of Limited Warranty Updates for Sony Electronics Inc. and Sony of Canada Ltd. Dear ???



This is normal. To reset the internal surge protection circuit unplug the AC power cord from the wall for at least 30 minutes. Ensure the top of the home audio device has proper ventilation to keep it from overheating. Running the home audio device in a poorly ventilated cabinet can trigger the protection circuit. Reduce the volume level.

SONY HOME THEATER SYSTEM PUSH POWER PROTECTOR



This is normal. To reset the internal surge protection circuit unplug the AC power cord from the wall for at least 30 minutes. Ensure the top of the home audio device has proper ventilation to keep it from overheating. Running the home audio device in a poorly ventilated cabinet can trigger the protection circuit. Reduce the volume level.



The common problem of "Protector Push Power" started on my Sony Home Theater DAV TZ210 a couple of days ago. The online suggestions of checking the speaker wires didn't fix the issue. Finally I cleaned the internal boards and reattached all the internal cables which seems to have partially fix the problem.



Note: If model-specific information is needed to complete any of these steps, refer to the instruction manual with the product. If the words PROTECT / PROTECTOR and PUSH POWER appear in alternating sequence on the display of your home audio device, or if the words PROTECT or PROTECTOR appear, there may be an external speaker issue or connection ???

SONY HOME THEATER SYSTEM PUSH POWER PROTECTOR



PUSH POWER / PROTECT / PROTECTOR

?,??,??,??,??,??,?????,??,?????,-?,?????,??,??,?
 ?,??,??,??,-?,??,-?,,,?,??,??,??,?????????,(R)?,??,-
 ?,-?,??,?????,- ?,,u???
 ?,??,??,<?,??,??,??,??,??,??,??,??,??,??,??,??,??
 "Protect Error"
 ?????,?????,??,??,?????,-?,??,??,??,? Sony
 (?,??,u????,??,??,??,??,
 ?,??,(C)?,??,-?,??,??,??,??,(C)????,?????,??,??,?
 ?????,?)



I have recently bought a Sony DAV IS10 and have only been using it for half a day and I got the same error message "Push Power Protector". The manual asks you to check for ???



The PROTECT and PUSH POWER messages will flash alternately when the protective device of the amplifier has been activated because a strong signal was input, or if there is a short-circuit ???

SONY HOME THEATER SYSTEM PUSH POWER PROTECTOR



Sony DAV-HDX466 "Push Power Protector"

Flashing on Display. and I woke up this morning to find the receiver stating "PUSH POWER" and "PROTECTOR". A forum community dedicated to home theater owners and enthusiasts. Come join the discussion about home audio/video, TVs, projectors, screens, receivers, speakers, projects, DIY's, product



This is normal. To reset the internal surge protection circuit unplug the AC power cord from the wall for at least 30 minutes. Ensure the top of the home audio device has proper ventilation to keep it from overheating. Running the home audio device in a poorly ventilated cabinet can trigger the protection circuit. Reduce the volume level.



I have an Sony BDVE280 home cinema kit - had it 7 months. The PSU became faulty and causes the 5A mains fuse to blow. I took it to the dealer for repair. On return I'm getting the same "Protection - Push Power" message. This ???

SONY HOME THEATER SYSTEM PUSH POWER PROTECTOR



About My Sony Rewards PUSH POWER / PROTECT / PROTECTOR is flashing in the display of the home audio device. The power of the audio system or portable speakers turns off automatically after 15 minutes. Register your product warranty. Register your product for E-warranty, get access to all information, keep your product up to date and



This is normal. To reset the internal surge protection circuit unplug the AC power cord from the wall for at least 30 minutes. Ensure the top of the home audio device has proper ventilation to keep it from overheating. Running the home audio device in a poorly ventilated cabinet can trigger the protection circuit. Reduce the volume level.



Customer: I have a display saying push power protector button on my Sony Bravia home theater system. What is this? I can't get sound on my wide screen. Technician's Assistant: How old is your Bravia? Customer: I guesstimate at least 10-12 years old Technician's Assistant: Does the TV menu work? Do you have the same problem on all sources/inputs?