

Why is my console light orange?

The orange power supply light issue is often due to a damaged power supply or cable, resulting in insufficient voltage for the console. Malfunctions can result from power surges or a dirty power brick. Broken pins on the power cable are also a common cause, so check for pin integrity.

Why is my Xbox One power brick orange?

So, a power outage usually causes the Xbox One power brick orange light. If the Xbox console was not powered off properly, it may trigger the Xbox One power brick orange issue. In addition, a damaged power cable, problematic outlet, and even a clogged power brick are also responsible for the problem. Here we provide corresponding solutions.

How to fix Xbox power supply orange light?

You can solve this issue by updating the system, ensuring proper ventilation, and checking for malware. The Xbox power supply orange light issue is relatively common, affecting many users worldwide.

Why is my Xbox One power supply orange light constant?

If the Xbox One power supply orange light is constant, it means there is an issue with the power outlet or cable. So, we recommend you check the outlet before trying other solutions. Step 1. Make sure that you connect the power supply to the power outlet and Xbox One correctly. Step 2.

What is an Xbox One power brick?

Find out how we test here. The Xbox One power brick has become an iconic part of the design of modern XBOX consoles. It is the part that powers your console, giving it all of the important juice it needs to run stunning AAA Games with incredible graphics.

How do I fix the orange light on my car?

To fix the orange light on a power brick for an Xbox, unplug it until the orange light goes out. Before re-plugging it in, blow hard through one of the holes in the power supply to blow out any dust. Repeat this process with the other holes until the power supply is clear. Plug the power brick back in and turn on the power switch.

XBOX POWER BRICK SOLID ORANGE LIGHT



Voltage test on power brick showed 5v standby, and tripping the 12v showed 12v and brick light turned green. Power brick ruled out. There are tutorials elsewhere on how to do that test. I began testing for standby power from the power button board back across the motherboard until I finally found 5v, which was in the vicinity of L3B1.




First thing I noticed was that when connecting the power brick went white for less than a second then solid orange again. From then on the console refused to turn on at all, not even a quick ???



When this power supply is plugged into the wall, but not the Xbox, the light also remains a constant yellow/orange tint. When this power supply is then plugged into the Xbox, the yellow/orange light begins flashing. With the original power supply plugged in fully (wall outlet and Xbox) and no light on, I get no sounds from the Xbox at all when


XBOX POWER BRICK SOLID ORANGE LIGHT



If your power supply light is still flashing orange, solid red, or unlit, your power supply needs to be replaced. You can order a replacement Xbox 360 power supply from our Xbox Online Service Center. Console registration is required to replace the power supply under warranty (the power supply warranty is the same as your console warranty).



If it is not the power brick, there could be a disc stuck inside which CAN cause the XB1 to bug out. If none of this works, There could be a problem with something inside the Xbox like the ???



Make sure you unplug the power supply unit from both the wall and your Xbox One console. Firmly plug the power cable back into the electrical outlet and the power supply. Do not plug the power unit into the console yet.

XBOX POWER BRICK SOLID ORANGE LIGHT



Power supply light is orange (not flashing) Your power supply cables might not be plugged in completely. Unplug the cables from the back of your console, the power supply, and the wall outlet. Plug the power cables firmly back into your console, the power supply, and the wall outlet. Why is the orange light on my Xbox 360 power brick?



Unfortunately my Xbox One won't turn on. The power brick has a solid orange light which google tells me is either a bad or good thing. And it's that way for all the outlets I've tried. I have had my xbox one forever, but have replaced the power brick 4 times. And 3 of those time were in the last 3 years. Reply reply Top 1%




Wait at least 30 seconds. During this period, the orange light of your Xbox one console has been off. After waiting 30 seconds, you need to plug the power cord back into the Xbox One console. Turn on the Xbox One by pressing the Xbox button on the front of the console. Check if the orange light on your power supply is gone.

XBOX POWER BRICK SOLID ORANGE LIGHT



I plugged my xbox into the wall and the light on the power brick is solid orange. When i press the "on" button or the "eject" button, it still makes the noise, but my xbox won't turn on and it won't eject the disc.



The power brick light is solid orange with a slight flicker. I have looked online and have tried many fixes, from unplugging the power cord for 20 min, to wiggling the cord that goes from the wall outlet to the power brick so that the electricity crackles, I feel I have tried everything.




Hi there Danny P! I am Lumie and I would love to assist you today. I am so sorry you are having issues running your Xbox. If your Xbox 360 AC power supply is showing an orange light, it usually indicates that the power supply is in standby mode and not delivering power to the console. This can be caused by a few different issues.

XBOX POWER BRICK SOLID ORANGE LIGHT



I have an orange light on my xbox one power brick and now i can no longer turn on my xbox. What does the orange light mean and how can i fix this so i can get back to gaming ? Hello, The best way to check is the Unit doesn't need replacement is a Power Cycle, As mentioned in the first reply, i'd recommend going on there and check for issues



Everything and anything related to the Xbox 360. News, reviews, previews, rumors, screenshots, videos and more! ADMIN MOD Xbox 360 S Suddenly Not Turning On, Power Brick Has Solid Orange Light . See title, I've had this 360 for 6 years, im the original owner, its been well taken care of and very lightly used until now, and it has also been




Test a Different Outlet: Plug your power brick into another wall outlet. This helps figure out if the problem is with the original outlet. Consider a Replacement Power Brick: If the orange light doesn't go away, it might be time for a new power brick. Get this replacement power brick for Xbox One from Amazon, that I've been using for the

XBOX POWER BRICK SOLID ORANGE LIGHT



Xbox won't turn on, orange light on power brick. Unsolved I can't turn on my Xbox one. I've tried unplugging it, doing a power reset, and plugging it into a different outlet, and so far none of it has worked. There is also a solid orange light on the power brick. Quite often a solid orange light is the brick yes. Borrow one from a



Xbox One Power Supply Orange Light. If you're in that Xbox One power brick orange light situation, start by following Microsoft's advice and performing a soft reset. If that didn't do the job, maybe it's the electrical outlet, so try another one. Cleaning the Xbox One power brick of any dust or dirt is also essential. Finally, and before replacing the power supply, try a hard ???




Solid Orange Light on Power Brick . Any help or tips would be appreciated. Thanks in Advance. Archived post. New comments cannot be posted and votes cannot be cast. Not sure if this will help but unplug the cord to power brick at all spots xbox wall n brick when my power went out this happened to me Edit continued to read u tried this

XBOX POWER BRICK SOLID ORANGE LIGHT



If pressing the power button or eject button doesn't start your console, check the light on your power supply. The power supply light will either be green, red or flashing orange, orange (not flashing), or off (unlit). Go to the section below that matches ???



The Xbox One power supply orange light means the machine is on standby. It's not receiving sufficient power, so you won't be able to turn it on. To fix this problem, you should unplug the power supply and wait 10 FULL minutes. The Xbox One power supply or power brick is an in-built surge protector that can extend the lifespan of your



Method 2: Clean Xbox One Power Brick. A clean electrical source should always be a sign of good things to come as it prevents a range of power issues from developing. If your electrical power supply is generally broken or covered in dirt, there's a substantial chance that it's the source of your problem. If your Xbox One power supply

XBOX POWER BRICK SOLID ORANGE LIGHT



I've had this same issue twice now. I hadn't even taken my Xbox anywhere, but it seemed like the power brick was shorting out or tripping. Microsoft Support has replaced them both for free, and couldn't explain why it happened. If brick turned LED on with a solid orange light go to next step, if not or LED is blinking brick needs



Xbox One Power Brick With Orange Light OTHER COMMON ISSUES WITH XBOX ONE POWER SUPPLIES. The Xbox One power supply, also known as the power brick, includes a surge protector that can help to extend the life of your console. It powers and protects the Xbox One and has a lifespan of up to ten years.



Thank you for posting on the Xbox forums. We understand that your console is not able to turn on. The constant orange light indicates that the power supply is receiving power. There is an article regarding troubleshooting the power supply. Also, we suggest making sure that the console is plugged directly into the wall instead of a surge protector.


XBOX POWER BRICK SOLID ORANGE LIGHT



My Xbox One won't turn on, and I've tried all the usual troubleshooting steps, such as resetting the power brick and attempting to reset the console. I even purchased a new power brick, but both the old and new ones display an orange light, and the console still won't power up.



I have an original xbox one with a power brick. The light is orange and when I try to turn it on it turns on for a second then turns off. Basically won't turn on. I bought a new brick but did not fix solid orange light I have an original xbox one with a power brick. The light is orange and when I try to turn it on it turns on for a second



The power adapter has a built-in shut off switch that disables all power when a surge, overload, or short is detected. Since you have already tried a separate power adapter (one that was confirmed working), and it does the same thing you most likely have a problem with the internal hardware of the console.

XBOX POWER BRICK SOLID ORANGE LIGHT



The orange standby light is the only light that will display. I've done all the suggested things like reconnecting everything and plugging it directly to the outlet but no change. If I touch the console on button it turns green and beeps but only for a second then nothing and same with the DVD eject button.



Switch off power to brick - the brick should still have the same light before it discharges completely Plug in brick to xbox360 Press the power button - the xbox360 should make a beep sound (starting up), and the power brick light should change from orange to green briefly before going off completely (because the brick is not plugged in to the



Hi there. Recently the power brick on my Xbox One has not been turning on. when I plug it into the power strip, the orange light turns on. However, as soon as I plug it into the console the light on the power brick turns off, and the console does not turn on at all.